

Safety Tool Catalog



**Non-sparking and Non-magnetic Tools
for Use in Hazardous Environments
and ATEX and Ex Zones**

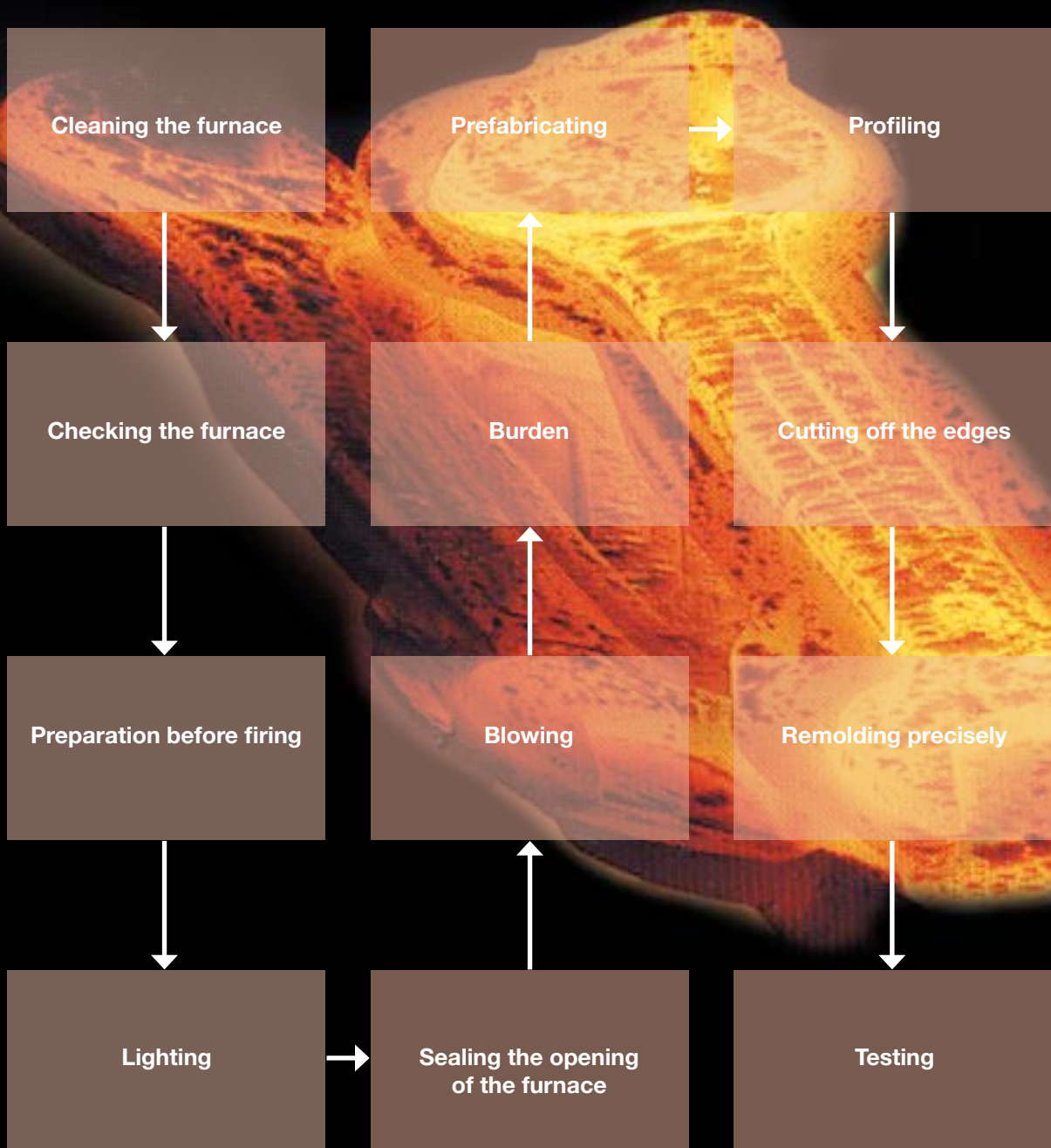


UNITEC Safety Tools

Make your workplace safer...
with the right tools

Non-Sparking Safety Tools
Aluminum Bronze (AlBr) or
Copper Beryllium (CuBe₂)

Advanced forging technology ensures the high quality and refined appearance of all our products.
The liquid forging technology procedures are as follows:





CS Unitec Non-sparking, Non-magnetic Safety Tools *Aluminum Bronze (AlBr) and Copper Beryllium (CuBe₂)*

CS Unitec's Non-sparking, Non-magnetic Hand Tools are manufactured from special Aluminum-Bronze or Copper-Beryllium alloys for safe use in Ex zones where hazardous, flammable or combustible vapors, liquids, dusts or residues may be present.

Our line of safety tools consists of hammers, flange wedges, striking wrenches, impact sockets, screwdrivers, shovels and other hand tools. They comply with ATEX Directives for Ex Zones 0, 1 and 2 (Flammable Gas, Mists or Vapors); Zones 20, 21 and 22 (Combustible Dusts); and M1 and M2 for mining.

Aluminum Bronze and Copper Beryllium Non-sparking Safety Tools from CS Unitec are specifically designed to eliminate the risk of sparks at sites where explosive atmospheres may be present.

Appropriate applications include oil drilling platforms, petrochemical plants, oil refineries, natural gas installations, ammunition plants, varnish factories, sugar refineries, grain silos, mining and other industries where non-sparking safety tools are required. The non-magnetic feature of these alloys also makes them ideal for working on special machinery with powerful magnets such as MRI machines, military de-mining and explosives.

CS Unitec's safety tools are drop forged for the highest quality in hand tools. These corrosion-resistant tools are suitable for use in shipyards, laboratories, and paper and pulp mills, as well as in the pharmaceutical, food product manufacturing and wine industries.

We also offer ATEX Classified air and hydraulic power tools and other equipment for use in Ex zones. See pages 82-92 for more information.

ATEX 94/9/EC • DNV



CS Unitec's Aluminum Bronze (AlBr) and Copper Beryllium (CuBe₂) tools are also BAM certified.



BAM certifies that the materials used in CS Unitec's Non-sparking tools have met the requirements for and are appropriate for use in potentially explosive atmospheres of zones 0, 1, 2 and/or 20, 21, 22 according to Directive 1999/92/EC of all explosion groups according to IEC 60079-20-1:2010. See page 93 for more information.

CS Unitec, Inc.
22 Harbor Avenue, Norwalk, CT 06850, USA

1-800-700-5919 (USA and Canada)
Tel: (203) 853-9522 • Fax: (203) 853-9921

info@csunitec.com • www.csunitec.com

Visit our web site: www.csunitec.com for more information

For Use in Ex Zones and Hazardous Environments

CS Unitec offers a complete line of High-quality Non-sparking, Non-magnetic and Non-corrosive Safety Tools. CS Unitec is a leader in special Copper Alloy Safety Hand Tools manufactured for use in any high-risk area where a spark can create a disaster.

CS Unitec Non-sparking Safety Tools are recommended for use where hazardous, flammable or combustible vapors, liquids, dusts or residues are present and should be used by all industrial safety programs. CS Unitec Non-sparking Safety Tools are an inexpensive investment for your company.

CS Unitec Non-magnetic Safety Tools are tested according to NATO specification STANAG 2897 Annex C, where the magnetic value is measured in Nano Tesla. This enables our Tools to be used around sensitive magnetic equipment, including scanners, de-mining, disarming, etc. Our Tools are NATO stock numbered.

CS Unitec Corrosion-resistant Safety Tools are the ideal choice when working in marine and offshore environments. Corrosion and rust can be extremely dangerous in hazardous environments. Impacts involving rust can initiate a thermal reaction which can cause an ignition in an explosive atmosphere.

It is important that the user of CS Unitec Safety Tools keeps the Tools in clean working order. Like other personal protection equipment, it is each user's duty to inspect the Tools before use.

We offer over 3000 individual Tools made from Special Solid Copper-based Alloys. We manufacture and supply our Safety Tools in two different alloys: Copper-Beryllium Alloy (CuBe₂) and a Special Aluminum-Bronze Alloy (AlBr).

International Regulations for Work in Ex or ATEX zones demand the right equipment. CS Unitec Copper-Beryllium Tools (CuBe₂) fulfill the demand in the ATEX Directive 94/9/EC for work in Zones 0, 1 and 2 (Gas, Mists or Vapors); Zones 20, 21 and 22 (Dusts); and M1 and M2 for mining.

CS Unitec Aluminum-Bronze Tools (AlBr) fulfill the demand in the ATEX Directive 94/9/EC for work in Zones 1 and 2 (Gas, Mists or Vapors), plus Zones 21 and 22 (Dusts).

CS Unitec's Copper-Beryllium Tools (CuBe₂) and Aluminum-Bronze Tools (AlBr) are BAM certified. BAM certifies that the materials

used in CS Unitec's Non-sparking tools have met the requirements for and are appropriate for use in potentially explosive atmospheres of zones 0, 1, 2 and/or 20, 21, 22 according to ATEX Directive 1999/92/EC (ATEX 137) of all explosion groups according to IEC 60079-20-1:2010.

Gas, Mists or Vapors

- Zone 0 - An atmosphere where a mixture of air and flammable substances in the form of gas, vapor or mist is present frequently, continuously or for long periods.
- Zone 1 - An atmosphere where a mixture of air and flammable substances in the form of gas, vapor or mist is likely to occur in normal operation occasionally.
- Zone 2 - An atmosphere where a mixture of air and flammable substances in the form of gas, vapor or mist is not likely to occur in normal operation but, if it does occur, will persist for only a short period.

Dusts

- Zone 20 - An atmosphere where a cloud of combustible dust in the air is present frequently, continuously or for long periods.
- Zone 21 - An atmosphere where a cloud of combustible dust in the air is likely to occur in normal operation occasionally.
- Zone 22 - An atmosphere where a cloud of combustible dust in the air is not likely to occur in normal operation but, if it does occur, will persist for only a short period.

Quality control, testing and customer service are priorities.

The manufacture of our safety tools is ISO9001:2000 certified, and our Tools are recommended and certified by several international organizations such as BVQI, DNV and Force Technologies.

Our Safety Tools are continuously spark-proof tested according to strict test procedure (CST Test).

Because of the heat treatment processes, our Copper-Beryllium Tools (CuBe₂) have a Rockwell C hardness of 38 HRC. CS Unitec Aluminum-Bronze Tools have a Rockwell C Hardness of 27 HRC.

All CS Unitec Safety Tools have a lifetime warranty against breakage or performance failure under normal use.

All Box/Ring Ended CS Unitec Safety Tools are manufactured with a Round Corner.

CS Unitec's Round Corner design prevents damage to the bolt head and provides very high tensile strength.

All our pliers and screwdrivers have an ergonomic, two-component handle. A unique handle grip design prevents slipping.

Drop-forged construction ensures high strength and long life. Tools are designed according to DIN Standards.

If you don't see it, ask. CS Unitec offers custom designs upon request.

There is a CS Unitec Safety Tool Kit for any job:

- Socket Sets
- Wall-mounted CS Unitec Tool Kit
- Custom-designed Tool Kit

CAUTION:

Safety standards for grinding Copper-Beryllium Alloys, or for other operations that may generate dust, are established by OSHA and recorded in the Code of Federal Regulations 29 CFR 1910.134 and 1910.1000.

Safety Tools must only be ground or reshaped by companies approved for grinding such material, according to OSHA regulations.

MSDS (Safety Data Sheet) / Bulletin can be provided upon request or can be downloaded from our web site: www.csunitec.com

For ATEX information, visit: http://ec.europa.eu/growth/sectors/mechanical-engineering/atex/index_en.htm

Safety Tools should not be used in contact with acetylene. Acetylene may react with copper to form explosive acetylides. Tools containing less than fifty percent copper may be used in an acetylene environment. Visit www.csunitec.com for safety information.

Exact appearance and/or specifications subject to change without notice.

CS Unitec offers a complete line of High-Quality Non-Sparking, Non-Magnetic and Corrosion-Resistant Safety Tools. CS Unitec is a leader in special Copper Alloy Safety Hand Tools manufactured for use in high-risk areas where a spark can create a disaster.

Copper-Beryllium Tools (CuBe₂) fulfill the demand in the ATEX Directive 94/9/EC for work in Zones 0, 1 and 2 (Gas, Mists or Vapors); Zones 20, 21 and 22 (Dusts); and M1 and M2 for mining.

Aluminum-Bronze Tools (AlBr) fulfill the demand in the ATEX Directive 94/9/EC for work in Zones 1 and 2 (Gas, Mists or Vapors), plus Zones 21 and 22 (Dusts).

CS Unitec's Aluminum Bronze (AlBr) and Copper Beryllium (CuBe₂) tools are also BAM certified. They have met the requirements of BAM Standard operating procedure and are appropriate for use in potentially explosive atmospheres of zones 0, 1, 2 and/or 20, 21, 22 according to Directive 1999/92/EC of all explosion groups according to IEC 60079-20-1:2010.

Choosing the Correct Alloy for Your Application

	Aluminum-Bronze (AlBr) Alloy	Copper-Beryllium (CuBe₂) Alloy
Zone Compatibility	Fulfill demand in ATEX Directive 94/9/EC for work in Zones 1, 2, 21 and 22	Fulfill demand in ATEX Directive 94/9/EC for work in Zones 0, 1, 2, 20, 21 and 22
Hardness	27 HRC	38 HRC
Durability	Not as durable as CuBe ₂ .	Very durable due to high hardness and tensile strength.
Magnetic Properties	Low magnetism due to minimal ferrous components. Appropriate for non-critical non-magnetic applications.	Non-ferrous components; safer for applications demanding non-magnetic properties.
Composition	Al: 10.3% Ni: 4.5% Cu: Balance Fe: 4.5% Other: 0.5%	Be: 1.9% Other: 0.5% Co + Ni: 0.4% Cu: Balance

Caution: User must follow all appropriate safety regulations when choosing a tool for their particular working environment.

The following industries should use CS Unitec Safety Tools because of their Non-sparking properties:

Manufacturing Industries:

- Alcohol Industries
- Ammunition, Missile & Explosives Plants
- Automotive Plants
- Breweries & Distilleries
- Chemical Manufacturing
- Flammable Materials Manufacturing
- Flour Mills
- Furniture Manufacturers (Varnish & Painting)
- Gas Plants
- Glue Factories
- Ink Industries
- Liquefied Petroleum Gases (LPG)
- Mining
- Nuclear Products
- Oil & Natural Gas Drilling, Refining & Handling
- Paint, Lacquer & Varnish Products
- Paper and Pulp Mills
- Petrochemicals
- Petroleum Refining
- Pharmaceutical Industries
- Pipeline Construction & Maintenance
- Plastic Manufacturing
- Sugar Mills
- Synthetic Fiber Manufacturing
- Wine Industries

Transportation Industries and their Maintenance, Cleaning & Service Companies:

- Airports
- Railroads
- Shipyards
- Tankers
- Tanker Trucks
- Vessels
- Workboats

Government Agencies:

- Aircraft & Missile Plants
- Airport (Refueling & Maintenance Operations)
- Armed Forces (Army, Navy, Air Force, Marine Corps, Coast Guard & Civil Support Units)
- Chemical, Biological, Radiological, Nuclear or Explosives Logistical Support Operational Equipment
- Fire Departments, Military Bases
- First Responders to Weapons of Mass Destruction, Firefighters, Public Safety Bomb Squads & Local Rescue Squads
- Hazardous Materials Handling & Clean-up
- Munitions Depots
- Nuclear Production & Waste
- Public Utilities: Gas, Electric & Telecommunication
- Waste Management
- Water Treatment Facilities

Other Industries:

- Cleaning & Spraying Operations
- Confined Space Maintenance
- Explosive & Pyrotechnics
- Geophysical Exploration
- Grain Storage & Handling
- Hazardous Material Handling
- Maintenance & Service Operations
- Paint Spraying, Finishing & Booth Operations
- Packing Plants
- Propane Distributors & Bulk Plants
- Warehousing of all Hazardous Materials

The following industries should use CS Unitec Safety Tools because of their Non-Magnetic properties:

- Aircraft Maintenance & Overhaul
- Aluminum & Other Metal Smelting
- Electronics Manufacturers
- Hospitals & Clinics Magnetic Resonance Imaging (MRI)
- MRI Maintenance
- Mine Sweepers
- Nuclear Products & Testing Machines
- Precision Magnetic Equipment
- Public Utilities: Gas, Electric & Telephone
- Radar Transmission Centers

The following industries should use CS Unitec Safety Tools because of their Corrosion-resistant properties:

- Boat Owners
- Chemical Manufacturing
- Desalination Plants
- Food Product Manufacturing
- Laboratories
- Paper & Pulp Mills
- Petrochemicals
- Pharmaceutical Industry
- Plastic Manufacturing
- Shipyards
- Tankers, Vessels & Other Work Boats
- Wine Industry

STRIKING TOOLS Pgs. 8-17

Description	Part#	Page
Hammers		
Hammer, Ball Peen	Ex101U	9
Hammer, Cross Peen Engineers'	Ex102U	9
Hammer, Double-face Machinists'	Ex103U	9
Hammer, Sledge	Ex104U	9
Hammer, Cutoff	Ex105U	10
Hammer, Scaling	Ex106U	10
Wedge, Stone	Ex107	10
Hammer, Club	Ex108U	10
Hammer, Bricklayers'	Ex112U	11
Crate Opener	Ex113S	11
Hammer, Plastic	Ex121	11
Hammer, Claw	Ex122U	11
Hammer, Cross Peen, Engineers'/Blacksmiths'	Ex1041	12
Punches		
Punch, Pin	Ex301P	12
Punch, Center	Ex303	12
Drift, Cylindrical	Ex301	13
Drift Pin, Straight Type	Ex301C	13
Chisels		
Chisel, Hand	Ex304	14
Chisel, 6-Point	Ex304A	14
Chisel, 8-Point	Ex304S	14
Chisel, Cape	Ex305	14
Chisel, Bull Point	Ex306	15
Chisel, Diamond Point	Ex307	15
Chisel, Pneumatic	Ex309AH	15
Chisel, Pneumatic	Ex310AH	15
Chisel, Scaling	Ex312	15
Chisel, Chipping Hammer	Ex314	16
Chisel, Paving Breaker	Ex318F	16
Chisel, Bull Point	Ex318R	16
Chisel, Paving Breaker	Ex320F	16
Chisel, Bull Point	Ex320R	16
Chisel, Clay Spade	Ex340	17
Chisel, Scaling	Ex380SH	17
Wedges		
Wedge, Flange with Lanyard Hole	Ex1101U	17
Wedge, Banana with Lanyard Hole	Ex1101BH	17

TIGHTENING TOOLS Pgs. 18-55

Description	Part#	Page	Description	Part#	Page
Wrenches			Sockets – 6-Point		
Wrench, Striking, Open End	Ex200	19	Socket, 1/4" Drive	Ex1503AA	38
Wrench, Box End, Single	Ex201	20	Socket, 3/8" Drive	Ex1503A	38
Wrench, Striking, Box, 12-Point (DIN 7444)	Ex201B	21	Socket, 1/2" Drive	Ex1503B	39
Wrench, Striking, Box, Offset, 12-Point	Ex201F	22	Socket, 3/4" Drive	Ex1503C	40
Wrench, Box End, Double, Straight Type, 12-Point	Ex202	22	Socket, 1" Drive	Ex1503D	40
Wrench, Box End, Double, Offset Type, 12-Point	Ex202F	23	Socket, Standard Deep, 1/4" Drive	Ex1610	41
Wrench, Open End, Double	Ex203	24	Socket, Standard Deep, 3/8" Drive	Ex1620	41
Wrench, Box End, 6-Point	Ex204	24	Socket, Standard Deep, 1/2" Drive	Ex1630	42
Wrench, Box End, 12-Point (DIN 3111)	Ex204D	25	Socket, Standard Deep, 3/4" Drive	Ex1640	43
Wrench, Construction with Pin (Ring End)	Ex204S	25	Socket, Standard Deep, 1" Drive	Ex1650	44
Wrench, Open End	Ex205	26	Socket, Impact, 3/8" Drive	Ex1720	44
Wrench, Construction with Pin (Open End)	Ex205S	27	Socket, Impact, 1/2" Drive	Ex1730	45
Wrench, Gas Tube	Ex212	27	Socket, Impact, 3/4" Drive	Ex1740	45
Wrench, Combination	Ex206	28	Socket, Impact, 1" Drive	Ex1750	46
Wrench, Box, for Extension	Ex215	29	Socket, Impact, 1-1/2" Drive	Ex1760	46
Extension for Box Wrench	Ex216	29	Socket, Deep Impact, 3/8" Drive	Ex1820	47
Wrench, Adjustable End	Ex501	29	Socket, Deep Impact, 1/2" Drive	Ex1830	47
Wrench, Torque	Ex1401TB	30	Socket, Deep Impact, 3/4" Drive	Ex1840	48
Wrench, Crowfoot, 1/2" Drive	Ex1514B	30	Socket, Deep Impact, 1" Drive	Ex1850	48
Pipe Wrenches			Allen Keys		
Wrench, Pipe (American Type)	Ex502	31	Socket, Deep Impact, 1-1/2" Drive	Ex1860	49
Wrench, Monkey	Ex503	31	Wrench, Allen/Hex Key (DIN 911)	Ex209	50
Wrench, Spanner, Fixed (DIN 1810)	Ex208	32	Wrench, Allen/Hex Key, Ball Point, Long Type	Ex209L	50
Wrench, Spanner, Adjustable	Ex208S	32	Wheel Wrenches		
Wrench, Chain Pipe	Ex600	32	Wrench, Valve	Ex207	51
Ratchets			Valve Wheel Hook	Ex207F	51
Wrench, Ratchet	Ex504S	33	Wrench, Valve Wheel (DIN 87311)	Ex207S	51
Wrench, Ratchet	Ex1501S	33	Pliers		
Square Drive for Ratchet	Ex1501D	33	Pliers, Swedish (DIN ISO 5234)	Ex505	52
Adapter / Converter	Ex1510	33	Pliers, Pipe	Ex602	52
Socket Wrenches			Pliers, Groove Joint	Ex604	52
Wrench, Socket, L-Type, 6-Point	Ex701	34	Pliers, Adjustable Combination	Ex605	52
Wrench, Socket, T-Type, 12-Point	Ex702	35	Pliers, Flat Nose (DIN ISO 5745)	Ex606	53
Bar, Sliding	Ex1502	35	Pliers, Round Nose (DIN ISO 5745)	Ex607	53
Bar, Extension	Ex1504	36	Pliers, Long-Nose w/Side Cutter (DIN ISO 5745)	Ex611	53
Driver Handle	Ex1504S	36	Pliers, Lineman's, Side Cutting	Ex612	53
Wrench Handle, Speed	Ex1505	36			
Wrench Handle, Hinged	Ex1506	37			
Universal Joint	Ex1507	37			
Offset Grip Handle	Ex1508	37			
Adapter/Converter	Ex1509	37			

TIGHTENING TOOLS Pgs. 18-55

Description	Part#	Page
Screwdrivers		
Screwdriver, Standard	Ex801	54
Screwdriver, Striking	Ex801S	54
Screwdriver, Offset	Ex802	55
Screwdriver, Phillips	Ex803	55

CUTTING TOOLS Pgs. 56-63

Description	Part#	Page
Knives / Cutting Tools		
Knife, Common	Ex409	57
Knife, Common	Ex410	57
Knife, Common	Ex410S	57
Shears, Cutting	Ex608	58
Scissors	Ex609	58
Pliers, Diagonal Cutting	Ex601	58
Pliers, Diagonal Cutting, Heavy-Duty	Ex601HD	58
Pliers, Cutting	Ex603	59
Pipe Cutter	Ex1512	59
Non-Sparking Needle for Air Needle Scalers	Ex308	59

Scrapers

Scraper, Flat	Ex401	60
Scraper, Angle	Ex402	60
Scraper, Triangular	Ex403	60
Scraper, Deck	Ex405	60
Scraper, Plate	Ex406	61
Scraper, Long Blade	Ex407	61
Knife, Putty/Hand Scraper	Ex408	61
Spatula	Ex408S	61

Saws

Hacksaw Frame	Ex118A	62
Hacksaw Blade	Ex118B	62
Saw, Hand	Ex119	62

Files

File, Half Round, Bastard	Ex411	63
File, Round	Ex411R	63
File, Flat, Bastard	Ex411F	63

UTILITY TOOLS Pgs. 64-69

Description	Part#	Page
Shovels		
Dust Pan	Ex1004	65
Shovel, Square Point, with Long Handle	Ex1005	65
Shovel, Round Point, with Long Handle	Ex1006	65
Spade, Edging with D-Grip	Ex1007	65

UTILITY TOOLS Pgs. 64-69

Description	Part#	Page
Hatchets / Axes		
Hatchet	Ex1202	66
Axe, Pick Head	Ex1203	66
Bars		
Caulking Tool	Ex308B	66
Drum Opener, Carbide	Ex1013	67
Bar, Pinch	Ex1301	67
Angle Tracing Point	Ex1302	67
Bar, Crow	Ex1303	67
Picks / Forks		
Pick, Railroad or Clay	Ex1008	68
Rake	Ex1009	68
Fork, Garden	Ex1010	68
Scraper, Pick and Scaler	Ex1014	69
Hoe, Planters'/Mixing Angled Blade	Ex1015	69

MISCELLANEOUS TOOLS Pgs. 70-75

Description	Part#	Page
Brushes		
Brush, Spark Plug Cleaning	Ex996	71
Brush, Straight Handle, Scratch	Ex1001	71
Brush, Flat Back, Scratch	Ex1002	71
Bung Wrenches		
Wrench, Bung	Ex110	72
Wrench, Bung (Fits 3/4" & 2" Bungs)	Ex110ES	72
Wrench, Bung (For 22 Different Bungs)	Ex110S	72
Wrench, Bung	Ex213	72
Clamps		
Clamp, Grounding	Ex211	73
Clamp, C-Type	Ex901	73
Special Tools		
Parallel Vise	Ex902	73
Flange Spreader	Ex1102	73
Caulking Tool	Ex308A	74
Bucket	Ex1017	74
Ruler	Ex1601	74
Scriber/Marking Tool	Ex302	75
Tweezer	Ex610	75
Tweezer	Ex610S	75

TOOL KITS Pgs. 76-81

Description	Part#	Page
Tool Kits		
Screwdriver (7 Pieces)	Ex801-KitB	77
Combination Wrench (8 Pieces)	Ex206-Kit	77
Allen Wrench (11 Pieces)	Ex209-KitB	77
Allen Wrench, Metric (12 Pieces)	Ex209-MetKitB	77A
Allen Wrench (13 Pieces)	Ex209-MetKit 12B	77A
Sockets, 1/4" Drive, (15 Pieces)	Ex1520-Kit	77
Sockets, 1/4" Drive, Metric (15 Pieces)	Ex1520-Met Kit	77
Sockets, 3/8" Drive (16 Pieces)	Ex1525-Kit	77A
Sockets, 1/2" Drive (28 Pieces)	Ex1500-Kit	78
Sockets, 1/2" Drive (10 Pieces)	Ex1535-Kit	78
Sockets, 1/2" Drive (20 Pieces)	Ex1530-Kit	79
Sockets, 1/2" Drive (28 Pieces)	Ex1530-Met Kit	79
Sockets, 3/4" Drive (16 Pieces)	Ex1540-Kit	80
Sockets, 3/4" Drive, Metric (14 Pieces)	Ex1540-Met Kit	80
24-Piece Kit	Ex2000-KitB	81
11-Piece Kit	Ex2211-Kit	81

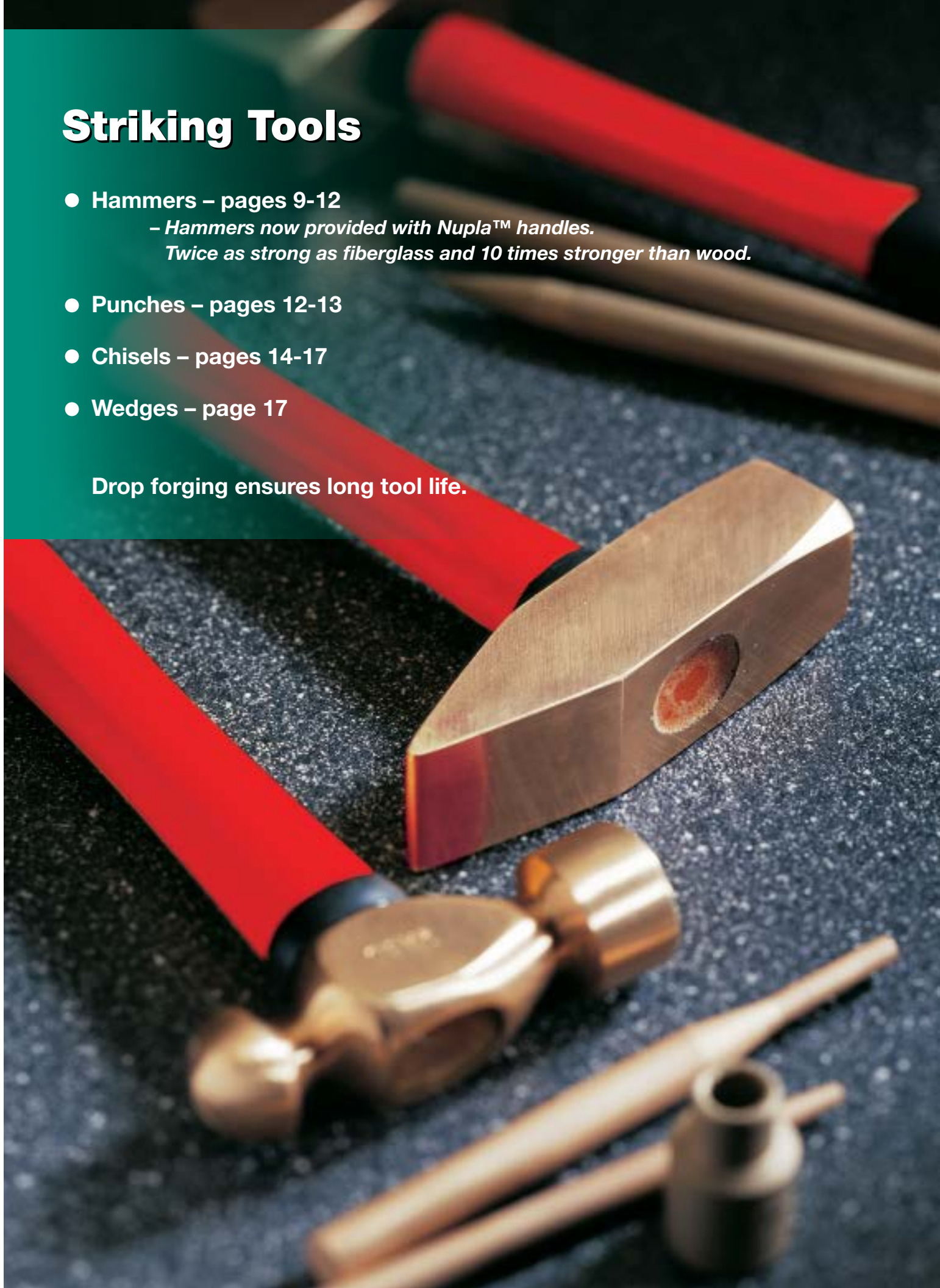
POWER TOOLS Pgs. 82-92

Air & Hydraulic Tools <i>(Reciprocating Saws, Hacksaws, Rotary Hammer Drills, Magnetic Drills, Nut Runners and Band Saws)</i>	82
ATEX Certified Needle Scalers	86
Impact Wrenches, Air & Hydraulic	87
Axial Fans & Air Movers	88
Reduced Sparking Grinding and Cutting Discs	90
Underwater Tools	92

Striking Tools

- Hammers – pages 9-12
 - Hammers now provided with Nupla™ handles.
Twice as strong as fiberglass and 10 times stronger than wood.
- Punches – pages 12-13
- Chisels – pages 14-17
- Wedges – page 17

Drop forging ensures long tool life.



When ordering, specify:

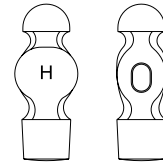
A = Aluminum Bronze

B = Copper Beryllium

Example: Ex101U-0025A

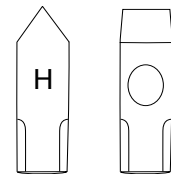
or

Ex101U-0025B



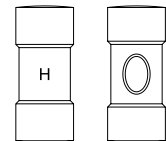
**Ex101U
 Hammer, Ball Peen w/Nupla Handle**

No.	Ex101U-0025	Ex101U-0075	Ex101U-0100	Ex101U-0150	Ex101U-0200	Ex101U-0225	Ex101U-0275
H lbs.	0.25	0.75	1.00	1.50	2.00	2.25	2.75
H kg	0.12	0.34	0.46	0.68	0.91	1.02	1.25
Handle length	10"/250mm	13.75"/350mm	13.75"/350mm	14"/360mm	14"/360mm	14"/360mm	14"/360mm



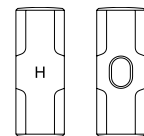
**Ex102U
 Hammer, Cross Peen
 Engineers' w/Nupla Handle**

No.	Ex102U-0150	Ex102U-0250	Ex102U-0350
H lbs.	1.50	2.50	3.50
H kg	0.68	1.14	1.59
Handle length	14"/355mm	15"/380mm	15"/380mm



**Ex103U
 Hammer, Double-face
 Machinists' w/Nupla Handle**

No.	Ex103U-0025	Ex103U-0150	Ex103U-0175	Ex103U-0200
H lbs.	0.25	1.50	1.75	2.00
H kg	0.12	0.68	0.80	0.91
Handle length	10"/250mm	14.25"/360mm	14.25"/360mm	14.25"/360mm



**Ex104U
 Hammer, Sledge w/Nupla Handle**

No.	Ex104U-0200	Ex104U-0300	Ex104U-0400	Ex104U-0500	Ex104U-0750	Ex104-1000	Ex104-1200	Ex104-1500	Ex104-1800	Ex104-2200
H lbs.	2.00	3.00	4.00	5.00	7.50	10.00	12.00	15.00	18.00	22.00
H kg	0.91	1.36	1.81	2.27	3.4	4.54	5.44	6.80	8.17	9.98
Handle length	9.75"/245mm	13"/330mm	13"/330mm	33"/840mm	33"/840mm	33"/840mm	33"/840mm	33"/840mm	33"/840mm	33"/840mm

Hammer, Cutoff Ex105U
 Hammer, Scaling Ex106U
 Wedge, Stone Ex107
 Hammer, Club Ex108U

When ordering, specify:

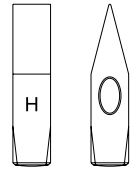
A = Aluminum Bronze
B = Copper Beryllium

Example: Ex105U-0300A

or
 Ex105U-0300B

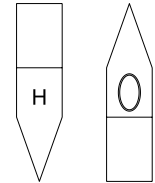
10

STRIKING



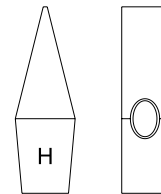
**Ex105U
 Hammer, Cutoff w/Nupla Handle**

No.	Ex105U-0300	Ex105U-0500
H lbs.	3.00	5.00
H kg	1.36	2.27
Handle length	15"/380mm	15"/380mm



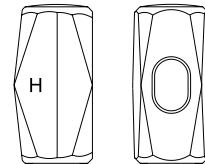
**Ex106U
 Hammer, Scaling
 w/Nupla Handle**

No.	Ex106U-0100	Ex106U-0150	Ex106U-0300
H lbs.	1.00	1.50	3.00
H kg	.46	.68	1.36
Handle length	10"/255mm	10"/255mm	15"/380mm



**Ex107
 Wedge, Stone
 w/Nupla Handle**

No.	Ex107-1000
H lbs.	2.20
H kg	1.0
Handle length	13.75"/350mm



**Ex108U
 Hammer, Club
 w/Nupla Handle**

No.	Ex108U-0200	Ex108U-0400	Ex108U-0700
H lbs.	2.00	4.00	7.00
H kg	0.91	1.82	3.15
Handle length	8"/203mm	8"/203mm	33"/840mm

When ordering, specify:

A = Aluminum Bronze

B = Copper Beryllium

Example: Ex112U-0150A

or

Ex112U-0150B

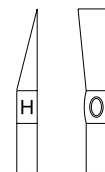
Hammer, Bricklayers' Ex112U

Crate Opener Ex113S

Hammer, Plastic Ex121

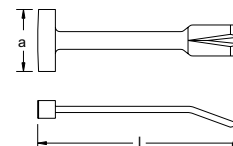
Hammer, Claw Ex122U

Ex112U Hammer, Bricklayers' w/Nupla Handle



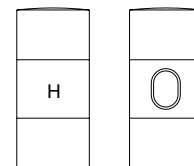
No.	Ex112U-0150
H lbs.	1.50
H kg	0.68
Handle length	14.25"/360mm

Ex113S Crate Opener



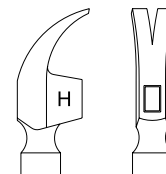
No.	a inch	l inch	Wt. lbs.	a mm	l mm	kg
Ex113S-230	2-3/4	9-3/16	1.12	70	230	0.51

Ex121 Hammer, Plastic w/Nupla Handle



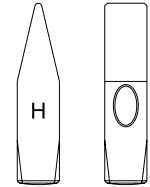
No.	Ex121-0100	Ex121-0220
H lbs.	1.0	2.20
H kg	0.45	1.0
Handle length	14"/355mm	14"/355mm

Ex122U Hammer, Claw w/Nupla Handle



No.	Ex122U-0075	Ex122U-0100	Ex122U-0125
H lbs.	0.75	1.00	1.25
H kg	0.34	0.46	0.57
Handle length	14.25"/360mm	14.25"/360mm	14.25"/360mm

**Ex1041
 Hammer, Cross Peen
 Engineers' / Blacksmiths'
 w/Nupla Handle**

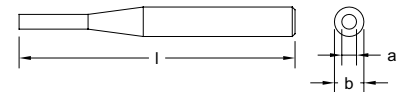


No.	Ex1041-0100	Ex1041-0200	Ex1041-0300	Ex1041-0500	Ex1041-0800	Ex1041-1000	Ex1041-1500	Ex1041-2000
H lbs.	0.22	0.44	0.66	1.10	1.76	2.20	3.31	4.41
H kg	0.10	0.20	0.30	0.50	0.80	1.00	1.50	2.00
Handle length	9.75"/250mm	9.75"/250mm	14"/355mm	14"/355mm	14"/355mm	14"/355mm	15"/380mm	15"/380mm

PUNCHES

**Ex301P
 Punch, Pin**

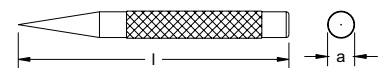
Copper Beryllium (CuBe) only



No.	a inch	b inch	l inch	Wt. lbs.
Ex301P-005UB	7/128	3/8	4-3/8	0.10
Ex301P-010UB	9/128	3/8	4-3/8	0.10
Ex301P-015UB	1/16	3/8	6	0.16
Ex301P-020UB	3/32	3/8	4-3/8	0.10
Ex301P-025UB	7/64	3/8	4-3/8	0.11
Ex301P-030UB	1/8	3/8	6	0.15
Ex301P-035UB	3/16	3/8	6	0.15
Ex301P-040UB	1/4	3/8	6	0.16
Ex301P-045UB	5/16	7/16	6	0.25
Ex301P-050UB	3/8	9/16	6	0.35

No.	a mm	b mm	l mm	kg
Ex301P-1.4B	1.4	10	110	0.05
Ex301P-1.8B	1.8	10	110	0.05
Ex301P-2B	2	10	150	0.07
Ex301P-2.4B	2.4	10	110	0.05
Ex301P-2.8B	2.8	10	110	0.05
Ex301P-3B	3	10	150	0.07
Ex301P-4B	4	10	150	0.07
Ex301P-5B	5	10	150	0.07
Ex301P-6B	6	10	150	0.07
Ex301P-7B	7	12	150	0.11
Ex301P-8B	8	12	150	0.11
Ex301P-10B	10	14	150	0.16

**Ex303
 Punch, Center**



No.	a inch	l inch	Wt. lbs.
Ex303-005U	3/8	4	0.11
Ex303-010U	7/16	6	0.25
Ex303-015U	15/16	9-9/16	1.58
Ex303-020U	1	10-3/8	1.95
Ex303-025U	1-1/8	11-3/16	2.45
Ex303-030U	1-3/16	12	2.95
Ex303-035U	1-1/4	12-3/4	3.60

No.	a mm	l mm	kg
Ex303-100	10	100	0.05
Ex303-150	12	150	0.11
Ex303-240	24	240	0.72
Ex303-280	28	280	1.11

When ordering, specify:

A = Aluminum Bronze

B = Copper Beryllium

Example: Ex301C-015UA

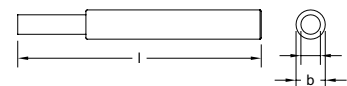
or

Ex301C-015UB

Ex301

Drift, Cylindrical

Copper Beryllium (CuBe) only

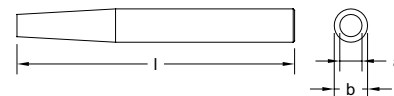


No.	a inch	b inch	l inch	Wt. lbs.
Ex301-005UB	1/8	3/8	4-3/8	0.11
Ex301-010UB	1/4	7/16	4-3/8	0.18
Ex301-015UB	5/16	9/16	4-3/4	0.26
Ex301-020UB	3/8	5/8	5-3/4	0.43
Ex301-025UB	7/16	11/16	6-3/8	0.62
Ex301-030UB	9/16	3/4	7-3/16	0.87
Ex301-035UB	5/8	15/16	8	1.37
Ex301-040UB	11/16	1-3/16	9	2.32
Ex301-045UB	3/4	1-1/4	9	2.67
Ex301-050UB	1-1/4	1-9/16	10	5.15

No.	a mm	b mm	l mm	kg
Ex301-4B	4	10	110	0.05
Ex301-6B	6	12	115	0.08
Ex301-7B	7	14	120	0.12
Ex301-8B	8	14	120	0.12
Ex301-10B	10	16	145	0.20
Ex301-12B	12	18	160	0.28
Ex301-14B	14	20	180	0.40
Ex301-16B	16	24	200	0.62
Ex301-18B	18	30	225	1.05
Ex301-20B	20	32	225	1.21
Ex301-32B	32	40	250	2.34

Ex301C

Drift Pin, Straight Type



No.	a inch	b inch	l inch	Wt. lbs.
Ex301C-005U**	1/16	3/8	6	0.17
Ex301C-010U**	1/8	3/8	6	0.18
Ex301C-015U	3/16	3/8	6	0.19
Ex301C-020U	1/4	3/8	6	0.19
Ex301C-025U	5/16	7/16	6	0.28
Ex301C-030U	3/8	9/16	6	0.38
Ex301C-035U	7/16	5/8	6	0.51
Ex301C-040U	1/2	11/16	6	0.65
Ex301C-045U	9/16	11/16	6	0.66
Ex301C-050U	5/8	3/4	8	1.10
Ex301C-055U	11/16	7/8	8	1.32
Ex301C-060U	3/4	15/16	10	1.97
Ex301C-065U	13/16	1	10	2.32
Ex301C-070U	7/8	1	10	2.35
Ex301C-075U	15/16	1-1/16	10	2.50
Ex301C-085U	1-1/16	1-1/4	11	3.23
Ex301C-095U	1-3/16	1-5/16	11	3.40

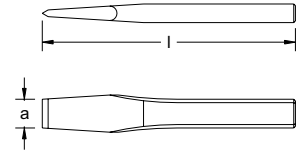
** *Copper Beryllium (CuBe) only*

No.	a mm	b mm	l mm	kg
Ex301C-1.5**	1.5	10	150	0.08
Ex301C-2**	2	10	150	0.08
Ex301C-3**	3	10	150	0.08
Ex301C-4**	4	10	150	0.08
Ex301C-5	5	10	150	0.08
Ex301C-6	6	10	150	0.09
Ex301C-7	7	12	150	0.13
Ex301C-8	8	12	150	0.13
Ex301C-9	9	14	150	0.17
Ex301C-10	10	14	150	0.18
Ex301C-11	11	16	150	0.23
Ex301C-12	12	16	150	0.23
Ex301C-13	13	18	150	0.29
Ex301C-14	14	18	150	0.30
Ex301C-15	15	20	200	0.49
Ex301C-16	16	20	200	0.50
Ex301C-17	17	22	200	0.60
Ex301C-18	18	22	200	0.61
Ex301C-19	19	24	250	0.89
Ex301C-20	20	24	250	0.91
Ex301C-21	21	26	250	1.05
Ex301C-22	22	26	250	1.07

STRIKING

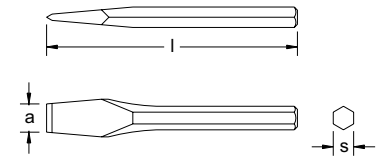
CHISELS

Ex304
Chisel, Hand



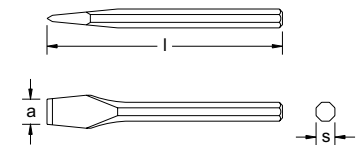
No.	a inch	l inch	Wt. lbs.	a mm	l mm	kg
Ex304-100	9/16	4	0.20	14	100	0.09
Ex304-125	9/16	5	0.26	14	125	0.12
Ex304-150	11/16	6	0.45	17	150	0.20
Ex304-175	3/4	7	0.68	20	175	0.31
Ex304-200	7/8	8	0.90	22	200	0.41
Ex304-250	15/16	10	1.28	24	250	0.58
Ex304-300	15/16	12	1.52	24	300	0.69
Ex304-400	1-1/16	16	2.71	27	400	1.23

Ex304A
Chisel, 6-Point



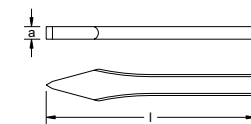
No.	a inch	s inch	l inch	Wt. lbs.	a mm	s mm	l mm	kg
Ex304A-300	5/8	9/16	12	0.95	16	14	300	0.43

Ex304S
Chisel, 8-Point



No.	a inch	s inch	l inch	Wt. lbs.	a mm	s mm	l mm	kg
Ex304S-300	1	11/16	12	1.48	26	18	300	0.67

Ex305
Chisel, Cape



No.	a inch	l inch	Wt. lbs.	a mm	l mm	kg
Ex305-150	7/16	6	0.51	11	150	0.23
Ex305-200	7/16	8	0.81	12	200	0.37
Ex305-300	9/16	12	1.68	14	300	0.76

When ordering, specify:

A = Aluminum Bronze

B = Copper Beryllium

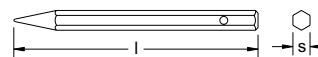
Example: Ex306-200A

or

Ex306-200B

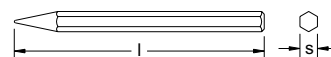
Chisel, Bull Point Ex306
 Chisel, Diamond Point Ex307
 Chisel, Pneumatic Ex309AH
 Chisel, Pneumatic Ex310AH
 Chisel, Scaling Ex312

**Ex306
Chisel, Bull Point**



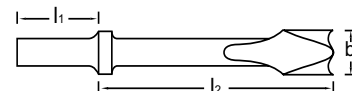
No.	s inch	l inch	Wt. lbs.	S mm	l mm	kg
Ex306-200	9/16	8	0.57	14	200	0.26
Ex306-250	5/8	10	0.94	16	250	0.43
Ex306-300	11/16	12	1.43	18	300	0.65
Ex306-400	3/4	16	2.40	20	400	1.09

**Ex307
Chisel, Diamond Point**



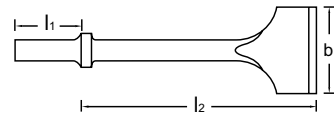
No.	s inch	l inch	Wt. lbs.	s mm	l mm	kg
Ex307-200	9/16	8	0.58	14	200	0.26
Ex307-250	5/8	10	0.94	16	250	0.43
Ex307-300	11/16	12	1.44	18	300	0.65
Ex307-400	3/4	16	2.41	20	400	1.09

**Ex309AH
Chisel, Pneumatic**



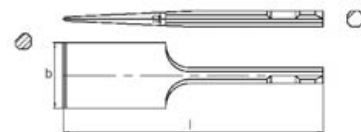
No.	b inch	l ₁ inch	l ₂ inch	Wt. lbs.	b mm	kg	Shank
Ex309AH-20	13/16	1-9/16	4-1/2	0.40	21	0.18	.401 round collar, round shank

**Ex310AH
Chisel, Pneumatic**



No.	b inch	l ₁ inch	l ₂ inch	Wt. lbs.	b mm	kg	Shank
Ex310AH-32	1-1/4	1-1/2	5-5/8	0.49	32	0.22	.401 round collar, round shank
Ex310AH-50	2	1-1/2	5-5/8	0.49	50	0.22	.401 round collar, round shank

**Ex312
Chisel, Scaling**



No.	b inch	l inch	Wt. lbs.	b mm	l mm	kg	Shank
Ex312-25	1	4-15/16	0.30	25	125	0.14	Weld flux 1/2" quarter octagon stock
Ex312-50	2	4-15/16	0.35	50	125	0.16	Weld flux 1/2" quarter octagon stock
Ex312L-25	1	7-7/8	0.35	25	200	0.16	Weld flux 1/2" quarter octagon stock
Ex312L-50	2	7-7/8	0.70	50	200	0.32	Weld flux 1/2" quarter octagon stock

Chisel, Chipping Hammer Ex314
 Chisel, Paving Breaker Ex318F
 Chisel, Bull Point Ex318R
 Chisel, Paving Breaker Ex320F
 Chisel, Bull Point Ex320R

When ordering, specify:

A = Aluminum Bronze

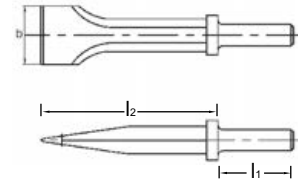
B = Copper Beryllium

Example: Ex314-40A

or

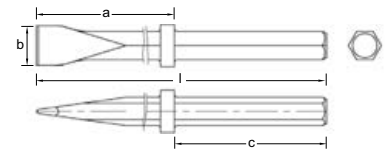
Ex314-40B

**Ex314
Chisel, Chipping Hammer**



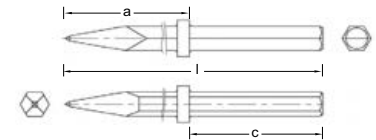
No.	b inch	l ₁ inch	l ₂ inch	Wt. lbs.	b mm	kg	Shank
Ex314-40	1-1/2	5-5/8	2-7/16	0.90	40	0.41	.680 round collar, round shank
Ex314-65	2-3/8	5-5/8	2-7/16	1.40	60	0.64	.680 round collar, round shank

**Ex318F
Chisel, Paving Breaker**



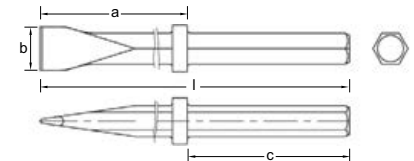
No.	b inch	l inch	a inch	c inch	Wt. lbs.	b mm	l mm	kg	Shank
Ex318F-75	3	18-13/16	12-13/16	6	5.75	75	478	2.60	1-1/8" Hex

**Ex318R
Chisel, Bull Point**



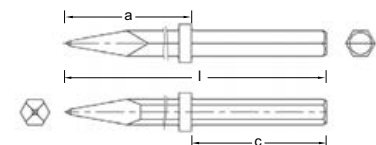
No.	l inch	a inch	c inch	Wt. lbs.	l mm	kg	Shank
Ex318R-14	19-5/16	13-5/16	6	6	490	2.72	1-1/8" Hex

**Ex320F
Chisel, Paving Breaker**



No.	b inch	l inch	a inch	c inch	Wt. lbs.	b mm	l mm	kg	Shank
Ex320F-75	3	18-15/16	12-15/16	6	5.50	75	481	2.50	1-1/4" Hex

**Ex320R
Chisel, Bull Point**



No.	l inch	a inch	c inch	Wt. lbs.	l mm	kg	Shank
Ex320R-14	19-1/4	13-1/4	6	7	489	3.18	1-1/4" Hex

When ordering, specify:

A = Aluminum Bronze

B = Copper Beryllium

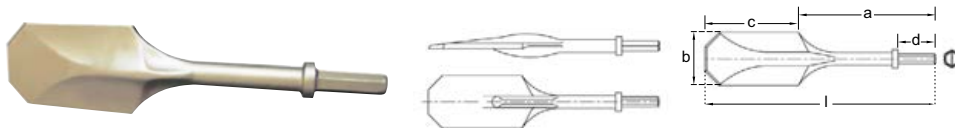
Example: Ex340-100A

or

Ex340-100B

Chisel, Clay Spade Ex340
 Chisel, Scaling Ex380SH
 Wedge, Flange with Lanyard Hole Ex1101U
 Wedge, Banana with Lanyard Hole Ex1101BH

**Ex340
Chisel, Clay Spade**



No.	b inch	l inch	a inch	c inch	d inch	Wt. lbs.	b mm	l mm	kg	Shank
Ex340-100	4-1/2	16	11	5	4	9	114	406	4.08	1" Hex

**Ex380SH
Chisel, Scaling**



No.	b inch	Wt. lbs.	b mm	kg	Shank
Ex380SH-50	2	0.49	50	0.22	Weld flux 1/2" quarter octagon stock

WEDGES

**Ex1101U
Wedge, Flange
with Lanyard Hole**



No.	a inch	b inch	l inch	Wt. lbs.
Ex1101U-1	1/4	1/2	3	0.04
Ex1101U-2	1/2	3/4	4	0.18
Ex1101U-3	1/2	1	6	0.42
Ex1101U-4	3/4	1-1/2	6	0.92
Ex1101U-5	1/2	1-1/4	7	0.64
Ex1101U-6	3/4	2	7	1.56
Ex1101U-7	1-5/8	1-1/2	8	2.50
Ex1101U-8	1	1-1/2	8	1.72
Ex1101U-9	3/4	2	8	1.66
Ex1101U-10	1-1/4	2	8	2.96
Ex1101U-11	3/8	2	7	1.20
Ex1101U-12	3/8	2	3-9/16	0.40
Ex1101U-14	3/4	1-1/2	9	2.19

**Ex1101BH
Wedge, Banana with Lanyard Hole**

Copper Beryllium (CuBe) only



No.	a inch	l inch	Wt. lbs.
Ex1101BH-20B	3/4	12	1.6

Tightening Tools

Wrenches – pages 19-30

Pipe Wrenches – pages 31- 32

Ratchets – pages 33

Socket Wrenches – pages 34-37

Sockets:

- Standard (1/4", 3/8", 1/2", 3/4" and 1" drive) – pages 38-40
- Standard Deep (1/4", 3/8", 1/2", 3/4" and 1" drive) – pages 41-44
- Impact (3/8", 1/2", 3/4", 1" and 1-1/2" drive) – pages 44-46
- Deep Impact (3/8", 1/2", 3/4", 1" and 1-1/2" drive) – pages 47-49
- Special Extended Depth 4-Point and 6-Point (1/2", 3/4" and 1" drive) – Available upon request

Allen Keys – page 50

Wheel Wrenches – page 51

Pliers – pages 52-53

Screwdrivers – pages 54-55



When ordering, specify:

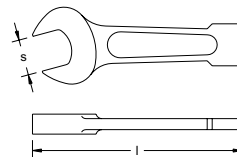
A = Aluminum Bronze

B = Copper Beryllium

Example: Ex200-010UA

or

Ex200-010UB



**Ex200
Wrench, Striking, Open End**

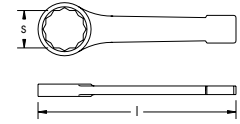
No.	s inch	l inch	Wt. lbs.
Ex200-010U	11/16	5-9/16	0.40
Ex200-015U	3/4	5-9/16	0.42
Ex200-020U	7/8	6	0.57
Ex200-025U	15/16	6-3/8	0.73
Ex200-030U	1	7-3/16	0.95
Ex200-035U	1-1/16	7-3/16	0.95
Ex200-040U	1-1/8	7-3/16	0.95
Ex200-045U	1-3/16	7-9/16	1.17
Ex200-050U	1-1/4	7-9/16	1.17
Ex200-055U	1-5/16	7-3/4	1.28
Ex200-060U	1-3/8	8-3/8	1.87
Ex200-065U	1-7/16	8-3/8	1.87
Ex200-070U	1-1/2	8-3/8	2.16
Ex200-075U	1-9/16	9	2.20
Ex200-080U	1-5/8	9	2.29
Ex200-085U	1-11/16	9	2.43
Ex200-090U	1-3/4	9	2.81
Ex200-095U	1-13/16	9	3.26
Ex200-100U	1-7/8	11	3.52
Ex200-105U	2	11-3/16	3.77
Ex200-110U	2-1/16	11-3/16	4.85
Ex200-115U	2-1/8	12-1/4	4.85
Ex200-120U	2-3/16	12-3/8	4.85
Ex200-125U	2-1/4	12-3/8	4.85
Ex200-130U	2-5/16	12-3/4	6.08
Ex200-135U	2-3/8	12-3/4	6.08
Ex200-140U	2-7/16	14	9.61
Ex200-145U	2-1/2	14	9.61
Ex200-150U	2-9/16	14	9.61
Ex200-155U	2-5/8	15	10.69
Ex200-160U	2-3/4	15	10.69
Ex200-165U	2-13/16	15	10.69
Ex200-170U	2-15/16	15-3/4	12.26
Ex200-175U	3	15-3/4	12.26
Ex200-180U	3-1/8	15-3/4	12.26
Ex200-185U	3-1/4	16-9/16	14.33
Ex200-190U	3-3/8	16-9/16	14.33
Ex200-195U	3-1/2	16-9/16	14.33
Ex200-200U	3-5/8	18	17.86
Ex200-205U	3-3/4	18	17.86
Ex200-210U	3-7/8	18	17.86

No.	s mm	l mm	kg
Ex200-17	17	140	0.18
Ex200-18	18	140	0.18
Ex200-19	19	140	0.19
Ex200-22	22	150	0.26
Ex200-24	24	160	0.33
Ex200-26	26	180	0.43
Ex200-27	27	180	0.43
Ex200-28	28	180	0.43
Ex200-29	29	190	0.53
Ex200-30	30	190	0.53
Ex200-32	32	195	0.58
Ex200-35	35	210	0.85
Ex200-36	36	210	0.85
Ex200-37	37	210	0.85
Ex200-38	38	225	0.98
Ex200-41	41	225	1.04
Ex200-42	42	225	1.10
Ex200-46	46	255	1.48
Ex200-50	50	280	1.71
Ex200-52	52	280	2.20
Ex200-55	55	310	2.20
Ex200-56	56	310	2.20
Ex200-60	60	320	2.76
Ex200-63	63	350	4.36
Ex200-65	65	350	4.36
Ex200-70	70	375	4.85
Ex200-75	75	395	5.56
Ex200-80	80	410	6.20
Ex200-85	85	415	6.50
Ex200-90	90	435	7.45
Ex200-95	95	450	8.10

TIGHTENING

**More sizes available.
Contact us for information.**

Ex201
Wrench, Box End, Single
12-Point



TIGHTENING

No.	s inch	l inch	Wt. lbs.
Ex201-005U	1/2	7	0.33
Ex201-010U	9/16	7	0.33
Ex201-015U	19/32	7	0.33
Ex201-020U	5/8	7	0.33
Ex201-025U	11/16	7-1/16	0.33
Ex201-030U	3/4	7-3/8	0.55
Ex201-035U	25/32	8	0.82
Ex201-040U	13/16	8	0.82
Ex201-045U	7/8	8	0.82
Ex201-050U	15/16	8-3/8	1.10
Ex201-055U	31/32	8-3/8	1.10
Ex201-060U	1	8-3/8	1.10
Ex201-065U	1-1/16	8-3/8	1.10
Ex201-070U	1-1/8	8-3/8	1.39
Ex201-075U	1-3/16	8-3/8	1.39
Ex201-080U	1-1/4	8-9/16	1.52
Ex201-085U	1-5/16	9	1.74
Ex201-090U	1-3/8	9	1.74
Ex201-095U	1-7/16	9	1.74
Ex201-100U	1-1/2	9	1.74
Ex201-105U	1-9/16	9-9/16	2.36
Ex201-110U	1-5/8	9-9/16	2.36
Ex201-115U	1-11/16	10-3/16	2.43
Ex201-120U	1-3/4	10-3/16	2.43
Ex201-125U	1-13/16	10-3/16	2.43
Ex201-130U	1-7/8	10-3/16	2.43
Ex201-135U	2	10-9/16	2.49
Ex201-140U	2-1/16	11-3/16	2.91
Ex201-145U	2-1/8	11-3/16	2.91
Ex201-150U	2-3/16	11-3/16	2.91
Ex201-155U	2-1/4	11-9/16	3.24
Ex201-160U	2-5/16	11-9/16	3.24
Ex201-165U	2-3/8	11-9/16	3.24
Ex201-170U	2-7/16	12-9/16	4.21
Ex201-175U	2-1/2	12-9/16	4.21
Ex201-180U	2-9/16	12-9/16	4.21

No.	s mm	l mm	kg
Ex201-14	14	177	0.15
Ex201-15	15	177	0.15
Ex201-16	16	177	0.15
Ex201-17	17	185	0.15
Ex201-18	18	185	0.25
Ex201-19	19	200	0.25
Ex201-20	20	200	0.37
Ex201-21	21	200	0.37
Ex201-22	22	200	0.37
Ex201-23	23	210	0.50
Ex201-24	24	210	0.50
Ex201-25	25	210	0.50
Ex201-26	26	210	0.50
Ex201-27	27	210	0.50
Ex201-28	28	210	0.63
Ex201-29	29	210	0.63
Ex201-30	30	210	0.63
Ex201-32	32	215	0.69
Ex201-33	33	225	0.79
Ex201-34	34	225	0.79
Ex201-35	35	225	0.79
Ex201-36	36	225	0.79
Ex201-37	37	240	1.07
Ex201-38	38	240	1.07
Ex201-41	41	240	1.07
Ex201-42	42	240	1.07
Ex201-46	46	255	1.10
Ex201-47	47	265	1.13
Ex201-50	50	265	1.13
Ex201-52	52	280	1.32
Ex201-54	54	280	1.32
Ex201-55	55	280	1.32
Ex201-56	56	280	1.32
Ex201-58	58	290	1.47
Ex201-60	60	290	1.47
Ex201-63	63	315	1.91

When ordering, specify:

A = Aluminum Bronze

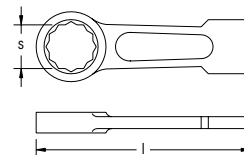
B = Copper Beryllium

Example: Ex201B-001UA

or

Ex201B-001UB

Ex201B
Wrench, Striking, Box
12-Point (DIN 7444)

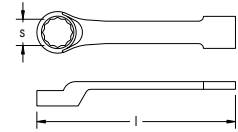


No.	s inch	l inch	Wt. lbs.
Ex201B-001U	1/2	5-9/16	0.40
Ex201B-002U	9/16	5-9/16	0.40
Ex201B-003U	5/8	5-9/16	0.40
Ex201B-005U	11/16	5-9/16	0.40
Ex201B-010U	3/4	5-9/16	0.40
Ex201B-015U	7/8	6-3/8	0.49
Ex201B-017U	15/16	6-3/8	0.60
Ex201B-020U	1	6-3/8	0.60
Ex201B-025U	1-1/16	7-3/16	0.77
Ex201B-030U	1-1/8	7-3/16	0.77
Ex201B-035U	1-3/16	7-9/16	1.12
Ex201B-040U	1-1/4	7-9/16	1.12
Ex201B-045U	1-5/16	7-3/4	1.17
Ex201B-050U	1-3/8	8-3/16	1.23
Ex201B-055U	1-7/16	8-3/16	1.23
Ex201B-060U	1-1/2	9	1.79
Ex201B-065U	1-9/16	9	1.79
Ex201B-070U	1-5/8	9	1.79
Ex201B-075U	1-11/16	9	1.79
Ex201B-080U	1-3/4	9-9/16	2.71
Ex201B-085U	1-13/16	9-9/16	2.71
Ex201B-090U	1-7/8	9-9/16	2.71
Ex201B-093U	1-15/16	10	2.87
Ex201B-095U	2	10	2.87
Ex201B-100U	2-1/16	10	3.77
Ex201B-105U	2-1/8	10	3.77
Ex201B-110U	2-3/16	10-3/4	3.77
Ex201B-115U	2-1/4	10-3/4	4.02
Ex201B-120U	2-5/16	10-3/4	4.02
Ex201B-125U	2-3/8	10-3/4	4.25
Ex201B-130U	2-7/16	11-9/16	4.45
Ex201B-135U	2-1/2	11-9/16	4.45
Ex201B-140U	2-9/16	11-9/16	4.45
Ex201B-145U	2-5/8	12-3/4	6.13
Ex201B-150U	2-3/4	12-3/4	6.13
Ex201B-155U	2-13/16	13-3/8	6.44
Ex201B-157U	2-7/8	13-3/8	6.44
Ex201B-160U	2-15/16	13-3/8	6.44
Ex201B-165U	3	13-3/8	6.44
Ex201B-167U	3-1/16	13-3/4	7.23
Ex201B-170U	3-1/8	13-3/4	7.23
Ex201B-175U	3-1/4	13-3/4	7.23
Ex201B-180U	3-3/8	14	9.24
Ex201B-185U	3-1/2	15	11.42
Ex201B-190U	3-5/8	15	11.42
Ex201B-195U	3-3/4	15-3/8	11.60
Ex201B-200U	3-7/8	16-3/8	13.89
Ex201B-205U	4	16-3/8	13.89
Ex201B-210U	4-1/8	16-9/16	14.66

No.	s mm	l mm	Wt. kg
Ex201B-17	17	140	0.18
Ex201B-18	18	140	0.18
Ex201B-19	19	140	0.18
Ex201B-20	20	160	0.22
Ex201B-21	21	160	0.22
Ex201B-22	22	160	0.22
Ex201B-23	23	160	0.22
Ex201B-24	24	160	0.27
Ex201B-25	25	160	0.27
Ex201B-26	26	180	0.35
Ex201B-27	27	180	0.35
Ex201B-28	28	180	0.35
Ex201B-29	29	190	0.51
Ex201B-30	30	190	0.51
Ex201B-31	31	190	0.51
Ex201B-32	32	195	0.53
Ex201B-33	33	195	0.53
Ex201B-34	34	205	0.56
Ex201B-35	35	205	0.56
Ex201B-36	36	205	0.56
Ex201B-37	37	205	0.56
Ex201B-38	38	225	0.81
Ex201B-41	41	225	0.81
Ex201B-42	42	225	0.81
Ex201B-46	46	240	1.23
Ex201B-47	47	240	1.23
Ex201B-50	50	250	1.30
Ex201B-52	52	250	1.71
Ex201B-55	55	270	1.71
Ex201B-60	60	270	1.93
Ex201B-65	65	290	2.02
Ex201B-70	70	320	2.78
Ex201B-75	75	335	2.92
Ex201B-80	80	340	3.28
Ex201B-85	85	345	4.19
Ex201B-90	90	375	5.18
Ex201B-95	95	380	5.26
Ex201B-100	100	405	6.30
Ex201B-105	105	410	6.65

TIGHTENING

*More sizes available.
Contact us for information.*



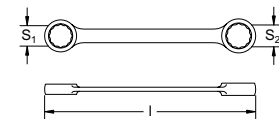
Ex201F
Wrench, Striking, Box, Offset
 12-Point

No.	s inch	l inch	Wt. lbs.
Ex201F-003U	7/8	10-3/4	1.65
Ex201F-004U	1	10-3/4	1.65
Ex201F-005U	1-1/16	10-3/4	1.65
Ex201F-007U	1-1/8	10-3/4	1.81
Ex201F-010U	1-3/16	10-3/4	1.81
Ex201F-015U	1-1/4	10-3/4	1.81
Ex201F-017U	1-5/16	11-3/16	2.87
Ex201F-018U	1-3/8	11-3/16	2.87
Ex201F-020U	1-7/16	11-3/16	2.87
Ex201F-022U	1-1/2	12-3/8	2.98
Ex201F-025U	1-5/8	12-3/8	2.98
Ex201F-027U	1-11/16	12-3/8	2.98
Ex201F-028U	1-3/4	12-3/4	4.19
Ex201F-030U	1-13/16	12-3/4	4.19
Ex201F-032U	1-7/8	13-3/16	4.67
Ex201F-035U	2	13-3/16	4.67
Ex201F-040U	2-3/16	13-9/16	5.56
Ex201F-045U	2-3/8	14-3/16	6.64
Ex201F-050U	2-9/16	15-3/16	7.83
Ex201F-055U	2-3/4	16	9.48

No.	s mm	l mm	kg
Ex201F-27	27	245	0.75
Ex201F-30	30	270	0.82
Ex201F-32	32	270	0.82
Ex201F-36	36	280	1.30
Ex201F-41	41	310	1.35
Ex201F-46	46	320	1.90
Ex201F-50	50	330	2.12
Ex201F-55	55	340	2.52
Ex201F-60	60	355	3.01
Ex201F-65	65	380	3.55
Ex201F-70	70	400	4.30

TIGHTENING

Ex202
Wrench, Box End, Double
 Straight Type, 12-Point



No.	S ₁ x S ₂ inch	l inch	Wt. lbs.
Ex202-005U	7/32 x 1/4	3-3/4	0.09
Ex202-010U	1/4 x 5/16	3-3/4	0.09
Ex202-015U	5/16 x 3/8	3-3/4	0.09
Ex202-020U	3/8 x 7/16	5-3/16	0.21
Ex202-030U	7/16 x 9/16	5-3/16	0.21
Ex202-040U	1/2 x 5/8	5-3/16	0.23
Ex202-045U	1/2 x 19/32	5-3/16	0.23
Ex202-055U	9/16 x 11/16	6	0.31
Ex202-065U	5/8 x 25/32	6	0.31
Ex202-070U	11/16 x 3/4	6	0.31
Ex202-080U	3/4 x 7/8	7-3/8	0.40
Ex202-090U	13/16 x 15/16	7-3/8	0.40
Ex202-095U	7/8 x 15/16	7-9/16	0.49
Ex202-120U	15/16 x 1-1/16	8-3/4	0.64
Ex202-125U	1 x 1-1/8	8-3/4	0.64
Ex202-135U	1-1/16 x 1-3/16	10-3/4	0.93
Ex202-150U	1-3/16 x 1-1/4	10-3/4	1.06
Ex202-160U	1-1/4 x 1-7/16	12-3/16	1.32
Ex202-165U	1-7/16 x 1-5/8	12-3/16	1.32

No.	S ₁ x S ₂ mm	l mm	kg
Ex202-6-7	6 x 7	80	0.03
Ex202-8-10	8 x 10	95	0.04
Ex202-9-11	9 x 11	105	0.06
Ex202-12-14	12 x 14	130	0.10
Ex202-13-15	13 x 15	130	0.10
Ex202-14-15	14 x 15	130	0.09
Ex202-14-17	14 x 17	150	0.14
Ex202-16-17	16 x 17	150	0.14
Ex202-16-18	16 x 18	150	0.14
Ex202-17-19	17 x 19	150	0.14
Ex202-19-22	19 x 22	185	0.18
Ex202-21-23	21 x 23	190	0.22
Ex202-22-24	22 x 24	190	0.22
Ex202-24-27	24 x 27	220	0.29
Ex202-25-28	25 x 28	270	0.42
Ex202-27-30	27 x 30	270	0.42
Ex202-30-32	30 x 32	270	0.48
Ex202-32-36	32 x 36	305	0.60

When ordering, specify:

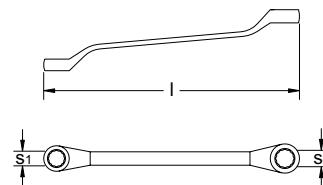
A = Aluminum Bronze

B = Copper Beryllium

Example: Ex202F-005UA

or

Ex202F-005UB



Ex202F

Wrench, Box End, Double

Offset Type, 12-Point

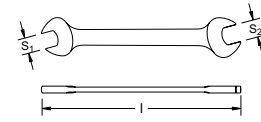
No.	S ₁ x S ₂ inch	L inch	Wt. lbs.
Ex202F-005U	7/32 x 1/4	4-3/4	0.06
Ex202F-010U	1/4 x 9/32	4-3/4	0.07
Ex202F-015U	1/4 x 5/16	5-3/16	0.07
Ex202F-020U	1/4 x 3/8	5-3/16	0.09
Ex202F-025U	5/16 x 3/8	5-3/16	0.10
Ex202F-030U	3/8 x 7/16	5-3/16	0.18
Ex202F-035U	3/8 x 9/16	7-3/16	0.18
Ex202F-040U	7/16 x 1/2	7-3/16	0.22
Ex202F-045U	7/16 x 9/16	7-3/16	0.22
Ex202F-050U	1/2 x 9/16	7-3/16	0.22
Ex202F-055U	1/2 x 19/32	7-3/16	0.22
Ex202F-060U	9/16 x 5/8	8-3/4	0.33
Ex202F-065U	5/8 x 11/16	8-3/4	0.44
Ex202F-070U	5/8 x 3/4	8-3/4	0.44
Ex202F-075U	11/16 x 3/4	10	0.49
Ex202F-080U	11/16 x 25/32	10	0.49
Ex202F-085U	11/16 x 7/8	11-3/16	0.62
Ex202F-090U	3/4 x 13/16	11-3/16	0.62
Ex202F-095U	3/4 x 7/8	11-3/16	0.62
Ex202F-100U	3/4 x 15/16	12-3/8	0.93
Ex202F-105U	13/16 x 7/8	12-3/8	0.93
Ex202F-110U	7/8 x 15/16	12-3/8	0.93
Ex202F-115U	7/8 x 31/32	12-3/8	0.93
Ex202F-120U	7/8 x 1	12-3/8	0.93
Ex202F-125U	7/8 x 1-1/16	13-9/16	1.17
Ex202F-130U	15/16 x 1	13-9/16	1.17
Ex202F-135U	15/16 x 1-1/16	13-9/16	1.10
Ex202F-140U	15/16 x 1-3/16	14-3/8	1.19
Ex202F-145U	1 x 1-1/16	13-9/16	1.17
Ex202F-150U	1 x 1-1/8	13-9/16	1.17
Ex202F-155U	1-1/16 x 1-1/8	14-3/8	1.21
Ex202F-160U	1-1/16 x 1-1/4	15-3/16	1.59
Ex202F-165U	1-1/8 x 1-5/16	15-3/16	1.59
Ex202F-170U	1-3/16 x 1-1/4	15-3/16	1.59
Ex202F-175U	1-3/16 x 1-7/16	16-3/4	2.18
Ex202F-180U	1-1/4 x 1-5/16	16-3/4	2.18
Ex202F-185U	1-1/4 x 1-7/16	16-3/4	2.18
Ex202F-190U	1-7/16 x 1-5/8	18-3/16	2.18
Ex202F-195U	1-5/8 x 1-13/16	18-3/4	3.53
Ex202F-200U	1-13/16 x 2	19-9/16	4.59
Ex202F-205U	2 x 2-3/16	20-3/8	5.56

No.	S ₁ x S ₂ mm	L mm	kg
Ex202F-6-7	6 x 7	120	0.03
Ex202F-7-9	7 x 9	130	0.03
Ex202F-8-9	8 x 9	130	0.04
Ex202F-8-10	8 x 10	130	0.04
Ex202F-9-11	9 x 11	160	0.04
Ex202F-10-11	10 x 11	160	0.08
Ex202F-10-12	10 x 12	160	0.08
Ex202F-10-14	10 x 14	180	0.10
Ex202F-11-12	11 x 12	180	0.10
Ex202F-11-14	11 x 14	180	0.10
Ex202F-12-13	12 x 13	180	0.10
Ex202F-12-14	12 x 14	180	0.10
Ex202F-13-15	13 x 15	200	0.14
Ex202F-14-15	14 x 15	200	0.15
Ex202F-14-17	14 x 17	220	0.15
Ex202F-16-17	16 x 17	220	0.20
Ex202F-16-18	16 x 18	220	0.18
Ex202F-17-19	17 x 19	220	0.22
Ex202F-17-22	17 x 22	280	0.28
Ex202F-18-19	18 x 19	250	0.22
Ex202F-19-22	19 x 22	280	0.28
Ex202F-19-24	19 x 24	310	0.42
Ex202F-20-22	20 x 22	280	0.28
Ex202F-21-23	21 x 23	310	0.42
Ex202F-22-24	22 x 24	310	0.42
Ex202F-22-27	22 x 27	340	0.50
Ex202F-24-26	24 x 26	340	0.50
Ex202F-24-27	24 x 27	340	0.50
Ex202F-24-30	24 x 30	360	0.54
Ex202F-25-28	25 x 28	340	0.53
Ex202F-26-29	26 x 29	360	0.55
Ex202F-27-29	27 x 29	360	0.55
Ex202F-27-30	27 x 30	360	0.55
Ex202F-27-32	27 x 32	380	0.72
Ex202F-30-32	30 x 32	380	0.72
Ex202F-30-36	30 x 36	420	0.99
Ex202F-32-36	32 x 36	420	0.99
Ex202F-34-36	34 x 36	420	0.99
Ex202F-36-41	36 x 41	455	1.28
Ex202F-41-46	41 x 46	470	1.60
Ex202F-46-50	46 x 50	490	2.08
Ex202F-50-55	50 x 55	510	2.52

TIGHTENING

Ex203

Wrench, Open End, Double



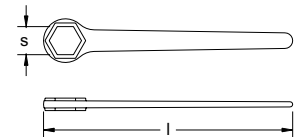
No.	S ₁ x S ₂ inch	L inch	Wt. lbs.
Ex203-005U	7/32 x 1/4	3-9/16	0.07
Ex203-010U	1/4 x 9/32	4	0.07
Ex203-015U	1/4 x 5/16	3-9/16	0.07
Ex203-020U	1/4 x 3/8	4	0.07
Ex203-025U	5/16 x 3/8	4	0.09
Ex203-030U	3/8 x 7/16	4-3/4	0.13
Ex203-035U	7/16 x 1/2	5-3/16	0.14
Ex203-040U	7/16 x 9/16	5-3/16	0.14
Ex203-045U	1/2 x 9/16	5-3/8	0.22
Ex203-050U	1/2 x 5/8	5-3/8	0.31
Ex203-055U	1/2 x 11/16	6	0.31
Ex203-060U	9/16 x 5/8	6	0.31
Ex203-065U	9/16 x 11/16	6	0.31
Ex203-070U	9/16 x 3/4	6-9/16	0.31
Ex203-085U	5/8 x 11/16	6-9/16	0.31
Ex203-090U	5/8 x 3/4	6-9/16	0.42
Ex203-095U	11/16 x 3/4	6-9/16	0.42
Ex203-100U	11/16 x 25/32	7-3/16	0.42
Ex203-105U	11/16 x 7/8	7-3/16	0.51
Ex203-110U	3/4 x 13/16	7-3/16	0.51
Ex203-115U	3/4 x 7/8	7-3/16	0.51
Ex203-125U	25/32 x 7/8	8-3/8	0.57
Ex203-130U	13/16 x 7/8	8-3/8	0.57
Ex203-135U	7/8 x 15/16	8-3/8	0.64
Ex203-140U	7/8 x 31/32	8-3/8	0.64
Ex203-145U	7/8 x 1	9-3/16	1.04
Ex203-150U	15/16 x 1	9-3/16	1.04
Ex203-155U	7/8 x 1-1/16	9-3/16	1.04
Ex203-160U	15/16 x 1-1/16	9-3/16	1.04
Ex203-165U	15/16 x 1-3/16	10	1.15

No.	S ₁ x S ₂ mm	L mm	Wt. kg
Ex203-6-7	6 x 7	90	0.03
Ex203-6-8	6 x 8	90	0.03
Ex203-7-8	7 x 8	100	0.03
Ex203-7-9	7 x 9	100	0.03
Ex203-8-9	8 x 9	100	0.04
Ex203-8-10	8 x 10	100	0.04
Ex203-9-10	9 x 10	100	0.04
Ex203-9-11	9 x 11	120	0.06
Ex203-10-11	10 x 11	120	0.06
Ex203-10-12	10 x 12	120	0.06
Ex203-11-13	11 x 13	120	0.06
Ex203-12-13	12 x 13	130	0.06
Ex203-12-14	12 x 14	130	0.06
Ex203-13-14	13 x 14	130	0.10
Ex203-13-15	13 x 15	135	0.10
Ex203-14-15	14 x 15	150	0.14
Ex203-14-17	14 x 17	150	0.14
Ex203-16-17	16 x 17	165	0.14
Ex203-16-18	16 x 18	165	0.14
Ex203-17-19	17 x 19	165	0.19
Ex203-17-22	17 x 22	180	0.23
Ex203-18-19	18 x 19	165	0.19
Ex203-18-20	18 x 20	165	0.19
Ex203-19-22	19 x 22	180	0.23
Ex203-19-24	19 x 24	180	0.23
Ex203-20-22	20 x 22	180	0.23
Ex203-21-23	21 x 23	210	0.26
Ex203-22-24	22 x 24	210	0.29
Ex203-22-27	22 x 27	230	0.47
Ex203-23-26	23 x 26	230	0.47
Ex203-24-26	24 x 26	230	0.47

Ex204

Wrench, Box End

6-Point



No.	s inch	L inch	Wt. lbs.
Ex204-005U	11/16	6-9/16	0.26
Ex204-010U	3/4	6-9/16	0.42
Ex204-015U	7/8	9-9/16	0.71
Ex204-020U	15/16	9-9/16	0.71
Ex204-025U	1	9-9/16	0.77
Ex204-030U	1-1/16	9-9/16	0.84
Ex204-035U	1-3/16	10-3/4	1.10
Ex204-040U	1-1/4	10-3/4	1.37
Ex204-045U	1-7/16	12-3/8	2.43
Ex204-050U	1-5/8	15	2.65
Ex204-055U	1-13/16	16-3/8	3.75
Ex204-060U	2	16-3/8	3.95

No.	s mm	L mm	Wt. kg
Ex204-17	17	165	0.12
Ex204-19	19	205	0.19
Ex204-20	20	205	0.22
Ex204-24	24	240	0.32
Ex204-27	27	240	0.38
Ex204-30	30	270	0.50
Ex204-32	32	270	0.62
Ex204-36	36	310	1.10
Ex204-41	41	375	1.20
Ex204-46	46	410	1.70
Ex204-50	50	410	1.90

TIGHTENING

When ordering, specify:

A = Aluminum Bronze

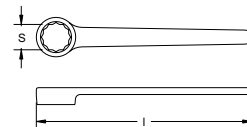
B = Copper Beryllium

Example: Ex204D-005UA

or

Ex204D-005UB

Ex204D
Wrench, Box End
12-Point (DIN 3111)

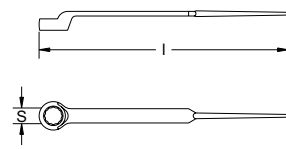


No.	s inch	l inch	Wt. lbs.
Ex204D-005U	1/2	5-1/2	0.13
Ex204D-010U	9/16	5-1/2	0.13
Ex204D-015U	19/32	5-1/2	0.13
Ex204D-020U	5/8	6-3/16	0.20
Ex204D-025U	11/16	6-3/16	0.20
Ex204D-030U	3/4	6-3/16	0.26
Ex204D-035U	25/32	7-9/16	0.37
Ex204D-040U	13/16	7-9/16	0.37
Ex204D-045U	7/8	7-9/16	0.37
Ex204D-050U	15/16	8-9/16	0.53
Ex204D-055U	31/32	8-9/16	0.53
Ex204D-060U	1	8-9/16	0.53
Ex204D-065U	1-1/16	9-3/16	0.71
Ex204D-070U	1-1/8	10-1/8	0.95
Ex204D-075U	1-3/16	10-1/8	0.95

No.	s mm	l mm	kg
Ex204D-14	14	138	0.06
Ex204D-15	15	155	0.09
Ex204D-16	16	155	0.09
Ex204D-17	17	155	0.09
Ex204D-18	18	171	0.12
Ex204D-19	19	171	0.12
Ex204D-20	20	190	0.17
Ex204D-21	21	190	0.17
Ex204D-22	22	190	0.17
Ex204D-23	23	215	0.24
Ex204D-24	24	215	0.24
Ex204D-25	25	230	0.32
Ex204D-26	26	230	0.32
Ex204D-27	27	230	0.32
Ex204D-28	28	254	0.43

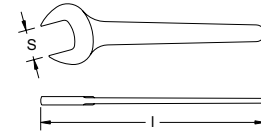
TIGHTENING

Ex204S
Wrench, Construction
With Pin, (Ring End)



No.	s inch	l inch	Wt. lbs.
Ex204S-003U	13/16	14	0.86
Ex204S-005U	7/8	14	0.86
Ex204S-010U	15/16	14	0.86
Ex204S-012U	1	16	1.08
Ex204S-015U	1-1/16	16	1.08
Ex204S-017U	1-1/8	16	1.76
Ex204S-020U	1-3/16	16	1.76
Ex204S-025U	1-1/4	16	1.72
Ex204S-027U	1-5/16	18	2.05
Ex204S-030U	1-7/16	18	2.05
Ex204S-035U	1-1/2	18	2.05
Ex204S-040U	1-5/8	18	3.00
Ex204S-042U	1-11/16	18	3.00
Ex204S-045U	1-13/16	20	4.54
Ex204S-047U	1-7/8	20	4.54
Ex204S-050U	2	22	6.15

No.	s mm	l mm	kg
Ex204S-22	22	350	0.39
Ex204S-24	24	350	0.39
Ex204S-27	27	400	0.49
Ex204S-30	30	400	0.80
Ex204S-32	32	400	0.78
Ex204S-36	36	450	0.93
Ex204S-38	38	450	0.93
Ex204S-41	41	450	1.36
Ex204S-46	46	500	2.06
Ex204S-50	50	550	2.79



**Ex205
Wrench, Open End**

TIGHTENING

No.	s inch	l inch	Wt. lbs.
Ex205-005U	1/4	3-3/8	0.02
Ex205-010U	5/16	3-3/4	0.04
Ex205-015U	11/32	4	0.06
Ex205-020U	3/8	4-3/16	0.09
Ex205-025U	11/32	4-3/8	0.10
Ex205-030U	7/16	4-9/16	0.11
Ex205-035U	1/2	4-3/4	0.13
Ex205-040U	9/16	5	0.18
Ex205-045U	19/32	5-1/8	0.21
Ex205-050U	5/8	5-3/8	0.24
Ex205-055U	11/16	5-9/16	0.24
Ex205-060U	3/4	6-3/16	0.33
Ex205-065U	25/32	6-5/16	0.36
Ex205-070U	13/16	6-15/16	0.39
Ex205-075U	7/8	7-3/16	0.42
Ex205-080U	15/16	8	0.53
Ex205-085U	31/32	8-1/8	0.58
Ex205-090U	1	8-3/16	0.60
Ex205-095U	1-1/16	9	0.73
Ex205-100U	1-1/8	9-1/2	0.80
Ex205-105U	1-3/16	10-3/16	0.88
Ex205-110U	1-1/4	11	1.15
Ex205-115U	1-5/16	11-5/16	1.30
Ex205-120U	1-3/8	11-3/4	1.46
Ex205-125U	1-7/16	12	1.61
Ex205-130U	1-1/2	12-3/8	1.74
Ex205-135U	1-9/16	12-7/8	2.05
Ex205-140U	1-5/8	13-3/16	2.31
Ex205-145U	1-11/16	13-3/4	2.46
Ex205-150U	1-3/4	14-3/16	2.67
Ex205-155U	1-13/16	14-3/4	2.84
Ex205-160U	1-7/8	14-15/16	3.24
Ex205-162U	1-15/16	15-3/8	3.81
Ex205-165U	2	15-3/16	3.81
Ex205-170U	2-1/16	15-3/8	4.23
Ex205-175U	2-1/8	15-3/4	4.65
Ex205-180U	2-3/16	16	5.07
Ex205-185U	2-1/4	16-3/16	5.50

No.	s mm	l mm	kg
Ex205-6	6	85	0.01
Ex205-7	7	90	0.02
Ex205-8	8	95	0.02
Ex205-9	9	100	0.03
Ex205-10	10	105	0.04
Ex205-11	11	110	0.04
Ex205-12	12	115	0.05
Ex205-13	13	120	0.06
Ex205-14	14	125	0.08
Ex205-15	15	130	0.10
Ex205-16	16	135	0.11
Ex205-17	17	140	0.11
Ex205-18	18	150	0.13
Ex205-19	19	155	0.15
Ex205-20	20	160	0.16
Ex205-21	21	165	0.18
Ex205-22	22	180	0.19
Ex205-23	23	190	0.21
Ex205-24	24	200	0.24
Ex205-25	25	205	0.27
Ex205-26	26	215	0.30
Ex205-27	27	225	0.33
Ex205-28	28	235	0.36
Ex205-29	29	245	0.38
Ex205-30	30	255	0.40
Ex205-32	32	275	0.52
Ex205-33	33	280	0.57
Ex205-34	34	285	0.62
Ex205-35	35	295	0.67
Ex205-36	36	300	0.73
Ex205-37	37	305	0.75
Ex205-38	38	310	0.79
Ex205-41	41	330	1.05
Ex205-42	42	340	1.10
Ex205-46	46	370	1.29
Ex205-47	47	375	1.35
Ex205-50	50	380	1.73

When ordering, specify:

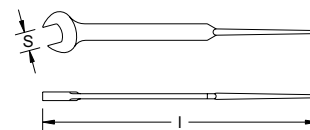
A = Aluminum Bronze

B = Copper Beryllium

Example: Ex205S-005UA

or

Ex205S-005UB



Ex205S

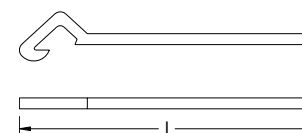
Wrench, Construction

With Pin, (Open End)

No.	s inch	l inch	Wt. lbs.
Ex205S-005U	11/16	14	0.95
Ex205S-010U	3/4	14	0.97
Ex205S-015U	25/32	14	0.98
Ex205S-020U	13/16	14	0.98
Ex205S-025U	7/8	14	0.95
Ex205S-030U	15/16	14	0.97
Ex205S-035U	31/32	14	0.98
Ex205S-040U	1	16	1.32
Ex205S-045U	1-1/16	16	1.32
Ex205S-050U	1-1/8	16	2.09
Ex205S-055U	1-3/16	16	2.09
Ex205S-060U	1-1/4	16	2.09
Ex205S-065U	1-5/16	18	2.69
Ex205S-070U	1-3/8	18	2.69
Ex205S-075U	1-7/16	18	2.69
Ex205S-080U	1-1/2	18	2.62

No.	s mm	l mm	Wt. kg
Ex205S-17	17	350	0.41
Ex205S-18	18	350	0.42
Ex205S-19	19	350	0.42
Ex205S-20	20	350	0.43
Ex205S-21	21	350	0.43
Ex205S-22	22	350	0.43
Ex205S-23	23	350	0.44
Ex205S-24	24	350	0.44
Ex205S-25	25	400	0.60
Ex205S-26	26	400	0.60
Ex205S-27	27	400	0.60
Ex205S-28	28	400	0.95
Ex205S-29	29	400	1.22
Ex205S-30	30	400	0.95
Ex205S-32	32	400	0.95
Ex205S-33	33	400	1.22

TIGHTENING

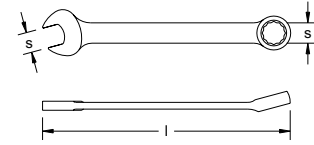


Ex212

Wrench, Gas Tube

No.	l inch	Wt. lbs.	l mm	Wt. kg
Ex212-540	21-9/16	5.09	540	2.31

**Ex206
Wrench, Combination**



TIGHTENING

No.	s inch	l inch	Wt. lbs.
Ex206-005U	1/4	3-9/16	0.05
Ex206-010U	5/16	4-3/16	0.07
Ex206-015U	11/32	4-9/16	0.10
Ex206-020U	3/8	4-9/16	0.10
Ex206-025U	13/32	5-3/8	0.15
Ex206-030U	7/16	5-3/8	0.15
Ex206-035U	1/2	6	0.22
Ex206-040U	9/16	6-3/8	0.29
Ex206-045U	19/32	6-3/8	0.29
Ex206-050U	5/8	7	0.33
Ex206-055U	11/16	7-3/16	0.37
Ex206-060U	3/4	8-3/16	0.51
Ex206-065U	25/32	8-3/16	0.51
Ex206-070U	13/16	9-3/16	0.60
Ex206-075U	7/8	9-3/4	0.66
Ex206-080U	15/16	10-9/16	0.90
Ex206-085U	31/32	11-9/16	1.28
Ex206-090U	1	11-9/16	1.28
Ex206-095U	1-1/16	11-9/16	1.28
Ex206-100U	1-1/8	12-3/4	1.39
Ex206-105U	1-3/16	12-3/4	1.39
Ex206-110U	1-1/4	13-3/8	1.74
Ex206-115U	1-5/16	14	2.03
Ex206-120U	1-3/8	14	2.03
Ex206-125U	1-7/16	14	2.05
Ex206-130U	1-1/2	14-3/8	2.73
Ex206-135U	1-9/16	14-3/4	3.22
Ex206-140U	1-5/8	14-3/4	3.22
Ex206-145U	1-11/16	16-3/16	3.70
Ex206-150U	1-3/4	16-3/16	3.70
Ex206-155U	1-13/16	16-3/16	3.70
Ex206-160U	1-7/8	16-3/16	3.70
Ex206-162U	1-15/16	16-3/4	4.23
Ex206-165U	2	16-3/4	4.23
Ex206-170U	2-3/16	17-3/8	5.11
Ex206-175U	2-3/8	18-9/16	5.71
Ex206-180U	2-9/16	18-3/4	6.35
Ex206-185U	2-3/4	19-3/16	7.47
Ex206-190U	2-5/8	19-3/16	7.47

No.	s mm	l mm	kg
Ex206-6	6	90	0.02
Ex206-7	7	100	0.03
Ex206-8	8	105	0.03
Ex206-9	9	115	0.05
Ex206-10	10	125	0.05
Ex206-11	11	135	0.07
Ex206-12	12	140	0.09
Ex206-13	13	150	0.10
Ex206-14	14	160	0.13
Ex206-15	15	165	0.14
Ex206-16	16	175	0.15
Ex206-17	17	180	0.17
Ex206-18	18	195	0.21
Ex206-19	19	205	0.23
Ex206-20	20	205	0.25
Ex206-21	21	230	0.27
Ex206-22	22	245	0.30
Ex206-23	23	245	0.36
Ex206-24	24	265	0.41
Ex206-25	25	290	0.58
Ex206-26	26	290	0.58
Ex206-27	27	290	0.58
Ex206-28	28	320	0.63
Ex206-30	30	320	0.63
Ex206-32	32	335	0.79
Ex206-34	34	350	0.92
Ex206-36	36	350	0.93
Ex206-38	38	360	1.24
Ex206-41	41	370	1.46
Ex206-46	46	405	1.68
Ex206-50	50	420	1.92
Ex206-55	55	435	2.32
Ex206-60	60	465	2.59
Ex206-65	65	470	2.88
Ex206-70	70	480	3.39

When ordering, specify:

A = Aluminum Bronze

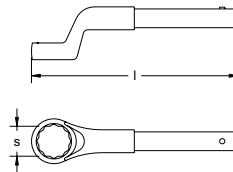
B = Copper Beryllium

Example: Ex215-005UA

or

Ex215-005UB

Ex215 Wrench, Box, For Extension

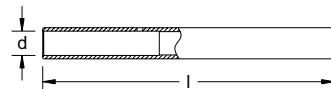


No.	s inch	l inch	Wt. lbs.	
Ex215-005U	1-3/16	8	2.03	For use with extension Ex216-22
Ex215-010U	1-1/4	9-3/8	2.14	
Ex215-015U	1-5/16	9-3/8	2.14	
Ex215-020U	1-3/8	9-3/8	2.14	
Ex215-025U	1-7/16	9-3/4	2.27	
Ex215-030U	1-1/2	10	2.51	
Ex215-035U	1-9/16	10-9/16	2.78	
Ex215-040U	1-5/8	10-9/16	2.78	
Ex215-045U	1-11/16	10-9/16	2.78	For use with extension Ex216-25
Ex215-050U	1-3/4	11-3/16	3.53	
Ex215-055U	1-13/16	11-3/16	3.53	
Ex215-060U	1-7/8	11-3/16	3.53	
Ex215-065U	2	11-3/16	3.90	
Ex215-070U	2-1/16	11-3/16	3.90	
Ex215-075U	2-1/8	11-9/16	4.30	For use with extension Ex216-30
Ex215-080U	2-3/16	11-9/16	4.30	
Ex215-085U	2-1/4	13-3/16	6.39	
Ex215-090U	2-5/16	13-3/16	6.39	
Ex215-095U	2-3/8	13-3/16	6.39	
Ex215-100U	2-7/16	14	6.83	
Ex215-105U	2-1/2	14	6.83	
Ex215-110U	2-9/16	14	6.83	
Ex215-115U	2-5/8	14-3/8	7.72	
Ex215-120U	2-3/4	14-3/8	7.72	
Ex215-125U	2-13/16	14-3/8	7.72	

No.	s mm	l mm	Wt. kg	
Ex215-30	30	200	0.92	For use with extension Ex216-22
Ex215-32	32	235	0.97	
Ex215-33	33	235	0.97	
Ex215-34	34	235	0.97	
Ex215-35	35	245	1.03	
Ex215-36	36	245	1.03	
Ex215-37	37	250	1.14	
Ex215-38	38	250	1.14	
Ex215-41	41	265	1.26	
Ex215-42	42	265	1.26	
Ex215-46	46	280	1.60	For use with extension Ex216-25
Ex215-47	47	280	1.60	
Ex215-50	50	280	1.77	
Ex215-52	52	280	1.77	
Ex215-55	55	290	1.95	For use with extension Ex216-30
Ex215-58	58	330	2.90	
Ex215-60	60	330	2.90	
Ex215-65	65	350	3.10	
Ex215-70	70	360	3.50	

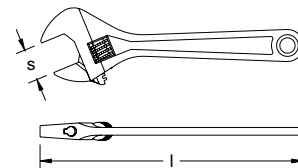
TIGHTENING

Ex216 Extension for Box Wrench

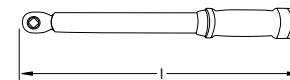


No.	d inch	l inch	Wt. lbs.	d mm	l mm	Wt. kg
Ex216-22	7/8	24	2.43	22	600	1.10
Ex216-25	1	30	4.14	25	750	1.88
Ex216-30	1-3/16	34	6.00	30	850	2.72

Ex501 Wrench, Adjustable End



No.	s max inch	l inch	Wt. lbs.	s max mm	l mm	Wt. kg
Ex501-6	3/4	6	0.29	19	150	0.13
Ex501-8	15/16	8	0.62	24	200	0.28
Ex501-10	1-1/8	10	1.06	28	250	0.48
Ex501-12	1-3/8	12	1.68	34	300	0.76
Ex501-15	1-3/4	15	3.13	45	375	1.42
Ex501-18	2-3/16	18	6.19	55	450	2.81
Ex501-24	2-3/8	24	10.87	60	600	4.93

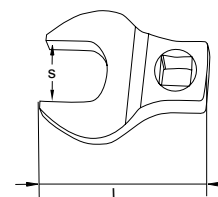


Ex1401TB

Wrench, Torque

Copper Beryllium (CuBe) only

No.	Drive inch	l inch	Torque Range ft./lbs.	Wt. lbs.	l mm	Torque Range Nm	kg
Ex1401TB-B	1/2	18-1/4	22-110	3	463	30 - 150	1.38



Ex1514B

Wrench, Crowfoot, 1/2" Drive

No.	s inch	l inch	Wt. lbs.
Ex1514B-005U	1/4	1-9/16	0.04
Ex1514B-010U	5/16	1-11/16	0.04
Ex1514B-015U	3/8	1-11/16	0.04
Ex1514B-020U	7/16	1-7/8	0.08
Ex1514B-025U	1/2	1-7/8	0.08
Ex1514B-030U	9/16	2	0.17
Ex1514B-035U	5/8	2	0.17
Ex1514B-040U	11/16	2-6/13	0.22
Ex1514B-045U	3/4	2-6/13	0.22
Ex1514B-047U	25/32	2-6/13	0.22
Ex1514B-050U	13/16	2-3/8	0.22
Ex1514B-055U	7/8	2-3/8	0.22
Ex1514B-060U	15/16	2-1/2	0.26
Ex1514B-065U	1	2-5/8	0.33
Ex1514B-070U	1-1/16	2-13/16	0.44
Ex1514B-075U	1-1/8	2-13/16	0.73
Ex1514B-080U	1-3/16	3-5/16	0.73
Ex1514B-085U	1-1/4	3-5/16	0.73
Ex1514B-090U	1-5/16	3-5/16	0.73
Ex1514B-095U	1-3/8	3-5/16	0.73
Ex1514B-100U	1-7/16	3-5/16	0.73
Ex1514B-110U	1-1/2	3-5/16	0.73

When ordering, specify:

A = Aluminum Bronze

B = Copper Beryllium

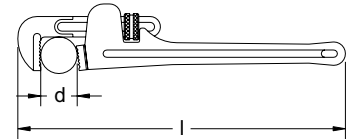
Example: Ex502-6A

or

Ex502-6B

PIPE WRENCHES

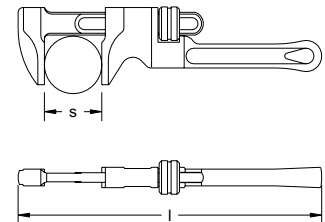
Ex502
Wrench, Pipe
American Type



No.	d max inch	l inch	Wt. lbs.	d max mm	l mm	⚖️ kg
Ex502-6	3/4	6	0.66	20	150	0.30
Ex502-8	1	8	1.04	25	200	0.47
Ex502-10	1-3/16	10	2.25	30	250	1.02
Ex502-12	1-9/16	12	3.26	40	300	1.48
Ex502-14	2	14	3.59	50	350	1.63
Ex502-18	2-3/8	18	6.28	60	450	2.85
Ex502-24	3	24	10.67	75	600	4.84
Ex502-36	3-3/8	36	17.17	85	900	7.79
Ex502-48	4-3/8	48	29.92	110	1200	13.57

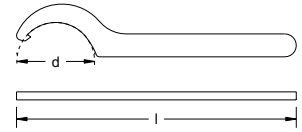
TIGHTENING

Ex503
Wrench, Monkey



No.	s max inch	l inch	Wt. lbs.	s max mm	l mm	⚖️ kg
Ex503-10	1-7/8	10-1/8	1.83	48	254	0.83
Ex503-12	2-5/16	12	3.33	58	305	1.51
Ex503-15	2-3/4	15-3/16	4.83	70	380	2.19
Ex503-18	4	18-3/16	5.84	80	460	2.65

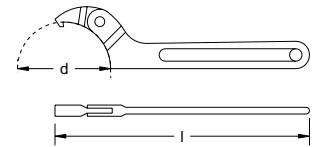
Ex208
Wrench, Spanner, Fixed
 (DIN 1810)



No.	d inch	l inch	Wt. lbs.	d mm	l mm	kg
Ex208-12/14	7/16 – 9/16	4-1/8	0.07	12/14	103	0.03
Ex208-16/18	5/8 – 11/16	4-1/8	0.07	16/18	104	0.03
Ex208-16/20	5/8 – 3/4	4-1/8	0.07	16/20	104	0.03
Ex208-20/22	3/4 – 7/8	4-3/16	0.07	20/22	105	0.03
Ex208-25/28	1 – 1-1/8	5-3/64	0.11	25/28	126	0.05
Ex208-30/32	1-3/16 – 1-1/4	5-1/8	0.11	30/32	128	0.05
Ex208-34/36	1-3/8 – 1-7/16	6-3/8	0.22	34/36	160	0.10
Ex208-40/42	1-9/16 – 1-11/16	6-7/16	0.22	40/42	161	0.10
Ex208-45/50	1-3/4 – 2	7-11/16	0.40	45/50	193	0.18
Ex208-52/55	2-1/16 – 2-3/16	7-3/4	0.40	52/55	195	0.18
Ex208-58/62	2-5/16 – 2-7/16	9-1/16	0.64	58/62	227	0.29
Ex208-68/75	2-11/16 – 3	9-3/16	0.64	68/75	230	0.29
Ex208-80/90	3-3/16 – 3-9/16	10-5/8	0.99	80/90	266	0.45
Ex208-90/100	3-3/4 – 4	10-13/16	0.97	90/100	271	0.44
Ex208-100/110	4-3/8 – 4-9/16	12-9/16	1.81	100/110	315	0.82
Ex208-110/115	4-3/8 – 4-9/16	12-9/16	1.81	110/115	315	0.82
Ex208-120/130	4-3/4 – 5-3/16	12-3/4	1.81	120/130	319	0.82
Ex208-135/145	5-3/8 – 5-3/4	14-1/2	2.91	135/145	363	1.32

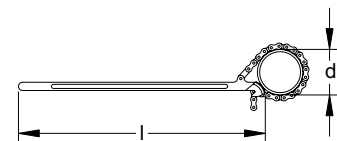
TIGHTENING

Ex208S
Wrench, Spanner, Adjustable



No.	d inch	l inch	Wt. lbs.	d mm	l mm	kg
Ex208S-32/75	1-1/4 – 3	8-3/16	0.46	32 – 75	205	0.21
Ex208S-50/120	2 – 4-3/4	11-3/8	1.06	50 – 120	285	0.48
Ex208S-115/170	4-9/16 – 6-3/4	12-3/8	2.67	115 – 170	310	1.21

Ex600
Wrench, Chain Pipe



No.	d max inch	l inch	Wt. lbs.	d max mm	l mm	kg
Ex600-2	2	24	3.53	50	600	1.60
Ex600-4	4	24	3.99	100	600	1.81
Ex600-6	6	24	4.39	150	600	1.99

When ordering, specify:

A = Aluminum Bronze

B = Copper Beryllium

Example: Ex504S-005UA

or

Ex504S-005UB

Wrench, Ratchet Ex504S

Wrench, Ratchet Ex1501S

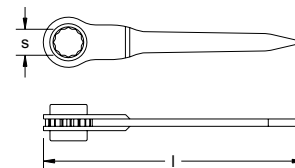
Square Drive for Ratchet Ex1501D

Adapter / Converter Ex1510

RATCHETS

Ex504S

Wrench, Ratchet

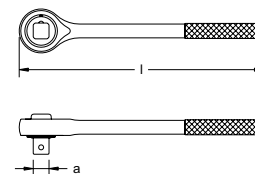


No.	s inch	l inch	Wt. lbs.
Ex504S-005U	1-5/16	9-9/16	1.10
Ex504S-010U	1-1/16	10-3/4	1.59
Ex504S-015U	1-3/16	12	1.96
Ex504S-020U	1-1/4	12-3/4	2.20
Ex504S-025U	1-7/16	13-3/16	2.65
Ex504S-030U	1-5/8	13-3/16	3.02

No.	s mm	l mm	kg
Ex504S-24	24	240	0.50
Ex504S-27	27	270	0.72
Ex504S-30	30	300	0.89
Ex504S-32	32	320	1.00
Ex504S-36	36	330	1.20
Ex504S-41	41	330	1.37

Ex1501S

Wrench, Ratchet



No.	a inch	l inch	Wt. lbs.	l mm	kg
Ex1501S-AA	1/4	6	0.35	150	0.16
Ex1501S-A	3/8	6	0.35	150	0.16
Ex1501S-B	1/2	10-3/8	1.32	260	0.60
Ex1501S-C	3/4	15-9/16	5.03	390	2.28
Ex1501S-D	1	16	5.25	410	2.40

Ex1501D

Square Drive for Ratchet

Copper Beryllium (CuBe) only



No.	Ex1501D-1/4B	Ex1501D-3/8B	Ex1501D-1/2B	Ex1501D-3/4B	Ex1501D-1B
Size of Square Drive	1/4"	3/8"	1/2"	3/4"	1"

Ex1510

Adapter / Converter

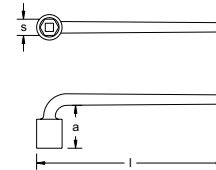


No.	Ex1510-AAB	Ex1510-BC	Ex1510-CD
Size of Square Drive	1/4" to 1/2"	1/2" to 3/4"	3/4" to 1"

TIGHTENING

SOCKET WRENCHES

Ex701
Wrench, Socket
L-Type, 6-Point



TIGHTENING

No.	s inch	a inch	l inch	Wt. lbs.
Ex701-005U	1/4	7/8	3-3/4	0.08
Ex701-010U	5/16	1-7/16	4-1/4	0.22
Ex701-015U	11/32	1-7/16	6-7/16	0.33
Ex701-020U	3/8	1-7/16	6-7/16	0.22
Ex701-025U	13/32	1-7/16	6-7/16	0.33
Ex701-030U	7/16	1-7/16	6-7/16	0.33
Ex701-035U	1/2	17/16	6-7/16	0.37
Ex701-040U	9/16	1-7/16	6-7/16	0.35
Ex701-045U	19/32	1-7/16	6-7/16	0.35
Ex701-050U	5/8	2-1/16	8-7/16	0.66
Ex701-055U	11/16	2-1/16	8-7/16	0.66
Ex701-060U	3/4	2-1/16	8-7/16	0.77
Ex701-065U	25/32	2-1/16	8-7/16	0.81
Ex701-070U	13/16	2-1/4	8-7/16	0.82
Ex701-075U	7/8	2-1/4	8-7/16	0.77
Ex701-080U	15/16	2-1/4	9-9/16	0.88
Ex701-085U	31/32	2-1/4	9-9/16	0.92
Ex701-090U	1	2-1/4	9-9/16	0.98
Ex701-095U	1-1/16	2-1/4	9-9/16	1.04
Ex701-100U	1-1/8	2-1/4	9-9/16	1.01
Ex701-105U	1-3/16	2-9/16	10-3/8	1.85
Ex701-110U	1-1/4	2-9/16	10-3/8	1.79

No.	s mm	a mm	l mm	kg
Ex701-6	6	23	95	0.037
Ex701-8	8	37	107	0.100
Ex701-9	9	37	107	0.100
Ex701-10	10	37	107	0.120
Ex701-11	11	37	161	0.150
Ex701-12	12	37	161	0.150
Ex701-13	13	37	161	0.170
Ex701-14	14	37	161	0.160
Ex701-15	15	37	161	0.160
Ex701-16	16	52	211	0.300
Ex701-17	17	52	211	0.300
Ex701-18	18	52	211	0.350
Ex701-19	19	52	211	0.350
Ex701-20	20	57	211	0.350
Ex701-21	21	57	211	0.370
Ex701-22	22	57	211	0.350
Ex701-23	23	57	240	0.410
Ex701-24	24	57	240	0.400
Ex701-25	25	57	240	0.470
Ex701-26	26	57	240	0.470
Ex701-27	27	57	240	0.470
Ex701-28	28	57	240	0.460
Ex701-29	29	57	240	0.460
Ex701-30	30	65	260	0.840
Ex701-32	32	65	260	0.810

When ordering, specify:

A = Aluminum Bronze

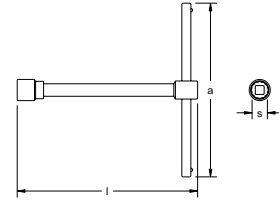
B = Copper Beryllium

Example: Ex702-005UA

or

Ex702-005UB

Ex702
Wrench, Socket
T-Type, 12-Point

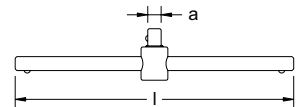


No.	s inch	a inch	l inch	Wt. lbs.
Ex702-005U	5/16	8	6-3/4	1.28
Ex702-010U	11/32	8	6-3/4	1.28
Ex702-015U	3/8	8	6-3/4	1.28
Ex702-020U	13/32	8	6-3/4	1.28
Ex702-025U	7/16	8	6-3/4	1.28
Ex702-030U	1/2	8	6-3/4	1.28
Ex702-035U	9/16	8	6-3/4	1.28
Ex702-040U	19/32	10	10-3/8	1.59
Ex702-045U	5/8	10	10-3/8	1.59
Ex702-050U	11/16	10	10-3/8	1.59
Ex702-055U	3/4	8	9-3/16	1.59
Ex702-060U	25/32	10	10-3/8	1.59
Ex702-065U	13/16	10	10-3/8	1.59
Ex702-070U	7/8	10	10-3/8	2.14
Ex702-075U	15/16	10	10-3/8	2.09
Ex702-080U	31/32	10-3/8	10-3/8	2.14
Ex702-085U	1	10-3/8	10-3/8	2.14
Ex702-090U	1-1/16	10-3/8	10-3/8	2.14
Ex702-095U	1-1/8	10-3/8	10-3/8	2.14
Ex702-100U	1-3/16	10-3/8	10-3/8	2.29
Ex702-105U	1-1/4	11-3/16	11-3/16	2.47
Ex702-110U	1-5/16	11-3/16	11-3/16	2.47

No.	s mm	a mm	l mm	Wt. kg
Ex702-8	8	200	170	0.58
Ex702-9	9	200	170	0.58
Ex702-10	10	200	170	0.58
Ex702-11	11	200	170	0.58
Ex702-12	12	200	170	0.58
Ex702-13	13	200	170	0.58
Ex702-14	14	200	170	0.58
Ex702-15	15	200	230	0.72
Ex702-16	16	200	230	0.72
Ex702-17	17	200	230	0.72
Ex702-18	18	200	230	0.72
Ex702-19	19	200	230	0.72
Ex702-20	20	250	260	0.97
Ex702-21	21	250	260	0.97
Ex702-22	22	250	260	0.97
Ex702-23	23	250	260	0.97
Ex702-24	24	250	260	0.95
Ex702-25	25	260	260	1.04
Ex702-26	26	260	260	1.04
Ex702-27	27	260	260	1.04
Ex702-28	28	260	260	1.04
Ex702-29	29	260	260	1.04

TIGHTENING

Ex1502
Bar, Sliding

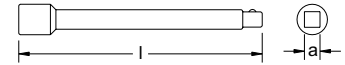


No.	a inch	l inch	Wt. lbs.	l mm	Wt. kg
Ex1502-AA	1/4	6	0.15	150	0.068
Ex1502-A	3/8	7-3/16	0.49	180	0.22
Ex1502-B	1/2	10	0.82	250	0.37
Ex1502-C	3/4	16	2.89	400	1.31
Ex1502-D	1	16	3.57	400	1.62

Bar, Extension Ex1504
 Driver Handle Ex1504S
 Wrench Handle, Speed Ex1505

When ordering, specify:
A = Aluminum Bronze
B = Copper Beryllium
 Example: Ex1504AA-100AA
 or
 Ex1504AA-100AB

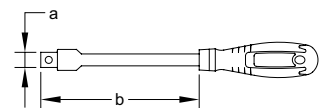
**Ex1504
 Bar, Extension**



TIGHTENING

No.	a inch	l inch	Wt. lbs.	l mm	kg
Ex1504AA-100A	1/4	4	0.12	100	0.05
Ex1504AA-200A	1/4	8	0.21	200	0.10
Ex1504A-75A	3/8	3	0.15	75	0.07
Ex1504A-150A	3/8	6	0.33	150	0.15
Ex1504A-100A	3/8	4	0.21	100	0.10
Ex1504B-100A	1/2	4	0.57	100	0.26
Ex1504B-200A	1/2	8	0.90	200	0.41
Ex1504B-250A	1/2	10	1.06	250	0.48
Ex1504C-100A	3/4	4	1.28	100	0.58
Ex1504C-200A	3/4	8	2.12	200	0.96
Ex1504C-250A	3/4	10	2.51	250	1.14
Ex1504D-100A	1	4	2.20	100	1.00
Ex1504D-250A	1	10	4.28	250	1.95

**Ex1504S
 Driver Handle**



No.	a inch	l inch	Wt. lbs.	l mm	kg
Ex1504S-AA	1/4	2-3/4	0.057	70	0.026
Ex1504S-A	3/8	4-9/16	0.19	115	0.087

**Ex1505
 Wrench Handle, Speed**



No.	a inch	l inch	Wt. lbs.	l mm	kg
Ex1505AA	1/4	13	1.10	325	0.50
Ex1505A	3/8	14	1.21	350	0.55
Ex1505B	1/2	15-3/16	1.28	380	0.58
Ex1505C	3/4	16	3.19	400	1.45
Ex1505D	1	17	3.42	425	1.55

When ordering, specify:

A = Aluminum Bronze

B = Copper Beryllium

Example: Ex1506AAA

or

Ex1506AAB

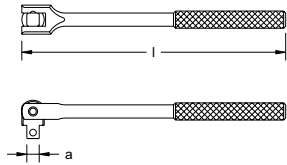
Wrench Handle, Hinged Ex1506

Universal Joint Ex1507

Offset Grip Handle Ex1508

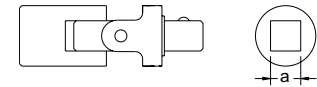
Adapter/Converter Ex1509

Ex1506 Wrench Handle, Hinged



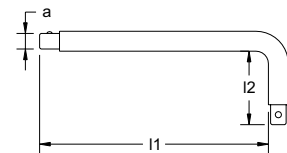
No.	a inch	l inch	Wt. lbs.	l mm	kg
Ex1506AA	1/4	5-3/4	0.29	145	0.13
Ex1506A	3/8	8	0.49	200	0.22
Ex1506B	1/2	12	2.2	300	1.00
Ex1506C	3/4	14-3/8	2.65	360	1.20
Ex1506D	1	14-3/8	4.12	360	1.87

Ex1507 Universal Joint



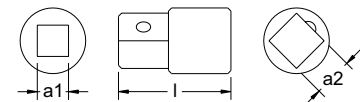
No.	a inch	Wt. lbs.	kg
Ex1507AA	1/4	0.07	0.03
Ex1507A	3/8	0.18	0.08
Ex1507B	1/2	0.35	0.16
Ex1507C	3/4	1.26	0.57
Ex1507D	1	2.43	1.10

Ex1508 Offset Grip Handle *Copper Beryllium (CuBe) only*



No.	a inch	h inch	l ₂ inch	Wt. lbs.	l ₁ mm	l ₂ mm	kg
Ex1508A-B	3/8	6-11/16	2	0.66	168	50	0.30
Ex1508B-B	1/2	7-3/8	2-3/16	0.93	184	55	0.42
Ex1508C-B	3/4	9-9/16	2-3/8	1.65	240	60	0.75
Ex1508D-B	1	11	2-9/16	2.47	275	65	1.12

Ex1509 Adapter/Converter

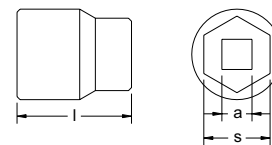


No.	a ₁ inch	a ₂ inch	l inch	Wt. lbs.	l mm	kg
Ex1509AB	3/8	1/2	1-7/16	0.16	36	0.072
Ex1509BC	1/2	3/4	1-3/4	0.31	44	0.14
Ex1509CB	3/4	1/2	1-7/8	0.44	47	0.20
Ex1509CD	3/4	1	2-3/8	0.71	60	0.32
Ex1509DC	1	3/4	2-7/16	0.97	62	0.44

TIGHTENING

SOCKETS

Ex1503AA Socket 1/4" Drive 6-Point



No.	a inch	s inch	l inch	Wt. lbs.
Ex1503AA-005U	1/4	1/8	7/8	0.02
Ex1503AA-010U	1/4	3/16	7/8	0.02
Ex1503AA-012U	1/4	7/32	7/8	0.02
Ex1503AA-015U	1/4	1/4	7/8	0.02
Ex1503AA-017U	1/4	9/32	7/8	0.04
Ex1503AA-020U	1/4	5/16	7/8	0.04
Ex1503AA-022U	1/4	11/32	7/8	0.04
Ex1503AA-025U	1/4	3/8	7/8	0.04
Ex1503AA-030U	1/4	7/16	1	0.04
Ex1503AA-035U	1/4	1/2	1	0.07
Ex1503AA-040U	1/4	9/16	1	0.07

No.	a inch	s mm	l mm	kg
Ex1503AA-3	1/4	3	23	0.01
Ex1503AA-4	1/4	4	23	0.01
Ex1503AA-4.5	1/4	4.5	23	0.01
Ex1503AA-5	1/4	5	23	0.01
Ex1503AA-5.5	1/4	5.5	23	0.01
Ex1503AA-6	1/4	6	23	0.01
Ex1503AA-7	1/4	7	23	0.01
Ex1503AA-8	1/4	8	23	0.02
Ex1503AA-9	1/4	9	23	0.02
Ex1503AA-10	1/4	10	23	0.02
Ex1503AA-11	1/4	11	25	0.02
Ex1503AA-12	1/4	12	25	0.03
Ex1503AA-13	1/4	13	25	0.03
Ex1503AA-14	1/4	14	25	0.03

Ex1503A Socket 3/8" Drive 6-Point

No.	a inch	s inch	l inch	Wt. lbs.
Ex1503A-005U	3/8	1/4	1-1/4	0.04
Ex1503A-010U	3/8	5/16	1-1/4	0.04
Ex1503A-015U	3/8	3/8	1-1/4	0.04
Ex1503A-020U	3/8	7/16	1-1/4	0.09
Ex1503A-025U	3/8	1/2	1-1/4	0.09
Ex1503A-030U	3/8	9/16	1-1/4	0.11
Ex1503A-035U	3/8	5/8	1-3/8	0.13
Ex1503A-040U	3/8	11/16	1-3/8	0.13
Ex1503A-045U	3/8	3/4	1-3/8	0.15
Ex1503A-050U	3/8	13/16	1-1/2	0.18
Ex1503A-055U	3/8	7/8	1-1/2	0.20

No.	a inch	s mm	l mm	kg
Ex1503A-6	3/8	6	31	0.02
Ex1503A-7	3/8	7	31	0.02
Ex1503A-8	3/8	8	31	0.02
Ex1503A-9	3/8	9	31	0.02
Ex1503A-10	3/8	10	31	0.03
Ex1503A-11	3/8	11	31	0.04
Ex1503A-12	3/8	12	31	0.04
Ex1503A-13	3/8	13	31	0.04
Ex1503A-14	3/8	14	31	0.05
Ex1503A-15	3/8	15	34	0.06
Ex1503A-16	3/8	16	34	0.06
Ex1503A-17	3/8	17	34	0.06
Ex1503A-18	3/8	18	34	0.07
Ex1503A-19	3/8	19	34	0.07
Ex1503A-20	3/8	20	38	0.08
Ex1503A-21	3/8	21	38	0.08
Ex1503A-22	3/8	22	38	0.09

When ordering, specify:

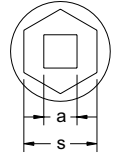
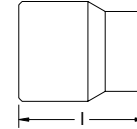
A = Aluminum Bronze

B = Copper Beryllium

Example: Ex1503B-005UA

or

Ex1503B-005UB



**Ex1503B
Socket 1/2" Drive**

6-Point

No.	a inch	s inch	l inch	Wt. lbs.
Ex1503B-005U	1/2	1/4	1-1/2	0.15
Ex1503B-010U	1/2	5/16	1-1/2	0.18
Ex1503B-015U	1/2	3/8	1-1/2	0.18
Ex1503B-020U	1/2	7/16	1-1/2	0.18
Ex1503B-025U	1/2	1/2	1-1/2	0.18
Ex1503B-030U	1/2	9/16	1-1/2	0.18
Ex1503B-033U	1/2	19/32	1-1/2	0.20
Ex1503B-035U	1/2	5/8	1-1/2	0.20
Ex1503B-040U	1/2	11/16	1-1/2	0.22
Ex1503B-045U	1/2	3/4	1-1/2	0.24
Ex1503B-047U	1/2	25/32	1-1/2	0.24
Ex1503B-050U	1/2	13/16	1-1/2	0.24
Ex1503B-055U	1/2	7/8	1-1/2	0.26
Ex1503B-060U	1/2	15/16	1-1/2	0.31
Ex1503B-065U	1/2	1	1-1/2	0.31
Ex1503B-070U	1/2	1-1/16	1-9/16	0.40
Ex1503B-075U	1/2	1-1/8	1-9/16	0.44
Ex1503B-080U	1/2	1-3/16	1-11/16	0.46
Ex1503B-085U	1/2	1-1/4	1-11/16	0.51
Ex1503B-090U	1/2	1-5/16	1-11/16	0.55
Ex1503B-095U	1/2	1-3/8	1-11/16	0.60
Ex1503B-100U	1/2	1-7/16	1-11/16	0.64
Ex1503B-110U	1/2	1-1/2	1-11/16	0.69

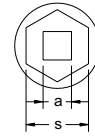
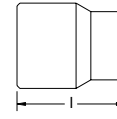
No.	a inch	s mm	l mm	Wt. kg
Ex1503B-6	1/2	6	38	0.07
Ex1503B-7	1/2	7	38	0.07
Ex1503B-8	1/2	8	38	0.08
Ex1503B-9	1/2	9	38	0.08
Ex1503B-10	1/2	10	38	0.08
Ex1503B-11	1/2	11	38	0.08
Ex1503B-12	1/2	12	38	0.08
Ex1503B-13	1/2	13	38	0.08
Ex1503B-14	1/2	14	38	0.08
Ex1503B-15	1/2	15	38	0.08
Ex1503B-16	1/2	16	38	0.09
Ex1503B-17	1/2	17	38	0.10
Ex1503B-18	1/2	18	38	0.11
Ex1503B-19	1/2	19	38	0.11
Ex1503B-20	1/2	20	38	0.11
Ex1503B-21	1/2	21	38	0.11
Ex1503B-22	1/2	22	38	0.12
Ex1503B-23	1/2	23	38	0.13
Ex1503B-24	1/2	24	38	0.14
Ex1503B-25	1/2	25	38	0.14
Ex1503B-26	1/2	26	38	0.16
Ex1503B-27	1/2	27	40	0.18
Ex1503B-28	1/2	28	40	0.20
Ex1503B-29	1/2	29	40	0.20
Ex1503B-30	1/2	30	42	0.21
Ex1503B-32	1/2	32	42	0.23

TIGHTENING

Socket Kits – see pages 77-80

40

Ex1503C
Socket 3/4" Drive
6-Point



No.	a inch	s inch	l inch	Wt. lbs.
Ex1503C-005U	3/4	3/4	1-5/16	0.53
Ex1503C-010U	3/4	13/16	1-5/16	0.53
Ex1503C-015U	3/4	7/8	1-5/16	0.55
Ex1503C-020U	3/4	15/16	1-5/16	0.57
Ex1503C-025U	3/4	1	1-5/16	0.57
Ex1503C-030U	3/4	1-1/16	2	0.57
Ex1503C-035U	3/4	1-1/8	2	0.57
Ex1503C-040U	3/4	1-3/16	2	0.62
Ex1503C-045U	3/4	1-1/4	2-1/8	0.68
Ex1503C-050U	3/4	1-5/16	2-1/8	0.71
Ex1503C-055U	3/4	1-3/8	2-1/8	0.84
Ex1503C-060U	3/4	1-7/16	2-1/4	1.01
Ex1503C-065U	3/4	1-1/2	2-1/4	1.12
Ex1503C-070U	3/4	1-9/16	2-1/4	1.28
Ex1503C-075U	3/4	1-5/8	2-3/8	1.37
Ex1503C-080U	3/4	1-11/16	2-3/8	1.37
Ex1503C-085U	3/4	1-3/4	2-5/8	1.50
Ex1503C-090U	3/4	1-13/16	2-5/8	1.81
Ex1503C-095U	3/4	1-7/8	2-5/8	1.85
Ex1503C-100U	3/4	1-15/16	2-11/16	1.98
Ex1503C-105U	3/4	2	2-11/16	2.03

No.	a inch	s mm	l mm	Wt. kg
Ex1503C-19	3/4	19	49	0.24
Ex1503C-20	3/4	20	49	0.24
Ex1503C-21	3/4	21	49	0.24
Ex1503C-22	3/4	22	49	0.25
Ex1503C-23	3/4	23	49	0.26
Ex1503C-24	3/4	24	49	0.26
Ex1503C-25	3/4	25	49	0.26
Ex1503C-26	3/4	26	50	0.26
Ex1503C-27	3/4	27	50	0.26
Ex1503C-28	3/4	28	50	0.26
Ex1503C-29	3/4	29	50	0.28
Ex1503C-30	3/4	30	50	0.28
Ex1503C-31	3/4	31	54	0.31
Ex1503C-32	3/4	32	54	0.32
Ex1503C-34	3/4	34	54	0.38
Ex1503C-35	3/4	35	54	0.46
Ex1503C-36	3/4	36	56	0.46
Ex1503C-37	3/4	37	56	0.51
Ex1503C-38	3/4	38	56	0.51
Ex1503C-39	3/4	39	56	0.58
Ex1503C-40	3/4	40	60	0.62
Ex1503C-41	3/4	41	60	0.62
Ex1503C-42	3/4	42	60	0.62
Ex1503C-43	3/4	43	60	0.68
Ex1503C-44	3/4	44	66	0.68
Ex1503C-45	3/4	45	66	0.80
Ex1503C-46	3/4	46	66	0.82
Ex1503C-47	3/4	47	66	0.84
Ex1503C-48	3/4	48	68	0.87
Ex1503C-49	3/4	49	68	0.90
Ex1503C-50	3/4	50	68	0.92

Ex1503D
Socket 1" Drive
6-Point

No.	a inch	s inch	l inch	Wt. lbs.
Ex1503D-005U	1	1-1/16	2-3/4	1.15
Ex1503D-010U	1	1-1/8	2-3/4	1.15
Ex1503D-015U	1	1-3/16	2-3/4	1.15
Ex1503D-020U	1	1-1/4	2-3/4	1.15
Ex1503D-025U	1	1-5/16	2-3/4	1.46
Ex1503D-030U	1	1-3/8	2-3/4	1.46
Ex1503D-035U	1	1-7/16	2-3/4	1.46
Ex1503D-040U	1	1-1/2	2-3/4	1.46
Ex1503D-045U	1	1-5/8	2-3/4	1.70
Ex1503D-050U	1	1-11/16	2-3/4	1.70
Ex1503D-055U	1	1-3/4	2-3/4	1.70
Ex1503D-060U	1	1-13/16	2-3/4	1.96
Ex1503D-065U	1	1-7/8	2-3/4	1.70
Ex1503D-070U	1	1-15/16	2-3/4	1.96
Ex1503D-075U	1	2	2-3/4	2.12
Ex1503D-080U	1	2-1/16	2-15/16	2.69
Ex1503D-085U	1	2-1/8	2-15/16	2.69
Ex1503D-090U	1	2-3/16	2-15/16	2.69
Ex1503D-095U	1	2-1/4	3-1/8	3.13

No.	a inch	s mm	l mm	Wt. kg
Ex1503D-32	1	32	70	0.52
Ex1503D-36	1	36	70	0.66
Ex1503D-41	1	41	70	0.77
Ex1503D-46	1	46	70	0.89
Ex1503D-50	1	50	70	0.96
Ex1503D-55	1	55	70	1.22
Ex1503D-60	1	60	78	1.42
Ex1503D-65	1	65	78	1.68
Ex1503D-70	1	70	78	2.10
Ex1503D-75	1	75	78	2.36
Ex1503D-80	1	80	78	2.68

TIGHTENING

When ordering, specify:

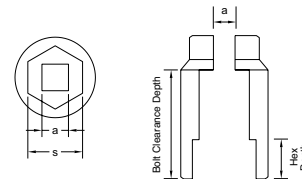
A = Aluminum Bronze

B = Copper Beryllium

Example: Ex1610-005UA

or

Ex1610-005UB



Ex1610 Socket, Standard Deep 1/4" Drive

6-Point

No.	a inch	s inch	Bolt Clearance Depth inch	Hex Depth inch
Ex1610-005U	1/4	1/8	1.54	0.4
Ex1610-010U	1/4	3/16	1.54	0.4
Ex1610-012U	1/4	7/32	1.54	0.4
Ex1610-015U	1/4	1/4	1.54	0.4
Ex1610-017U	1/4	9/32	1.54	0.4
Ex1610-020U	1/4	5/16	1.54	0.4
Ex1610-022U	1/4	11/32	1.54	0.4
Ex1610-025U	1/4	3/8	1.54	0.4
Ex1610-030U	1/4	7/16	1.54	0.4
Ex1610-035U	1/4	1/2	1.54	0.4
Ex1610-040U	1/4	9/16	1.54	0.4

No.	a inch	s mm	Bolt Clearance Depth mm	Hex Depth mm
Ex1610-3	1/4	3	39	10
Ex1610-4	1/4	4	39	10
Ex1610-4.5	1/4	4.5	39	10
Ex1610-5	1/4	5	39	10
Ex1610-5.5	1/4	5.5	39	10
Ex1610-6	1/4	6	39	10
Ex1610-7	1/4	7	39	10
Ex1610-8	1/4	8	39	10
Ex1610-9	1/4	9	39	10
Ex1610-10	1/4	10	39	10
Ex1610-11	1/4	11	39	10
Ex1610-12	1/4	12	39	10
Ex1610-13	1/4	13	39	10
Ex1610-14	1/4	14	39	10

TIGHTENING

Ex1620 Socket, Standard Deep 3/8" Drive

6-Point

No.	a inch	s inch	Bolt Clearance Depth inch	Hex Depth inch
Ex1620-005U	3/8	1/4	1.85	0.67
Ex1620-010U	3/8	5/16	1.85	0.67
Ex1620-015U	3/8	3/8	2.05	0.67
Ex1620-020U	3/8	7/16	2.05	0.67
Ex1620-025U	3/8	1/2	2.05	0.67
Ex1620-030U	3/8	9/16	2.05	0.67
Ex1620-035U	3/8	5/8	2.25	0.87
Ex1620-040U	3/8	11/16	2.25	0.87
Ex1620-045U	3/8	3/4	2.25	0.87
Ex1620-050U	3/8	13/16	2.13	0.87
Ex1620-055U	3/8	7/8	2.13	0.87
Ex1620-060U	3/8	15/16	2.13	0.87
Ex1620-065U	3/8	1	2.13	0.87

No.	a inch	s mm	Bolt Clearance Depth mm	Hex Depth mm
Ex1620-6	3/8	6	47	17
Ex1620-7	3/8	7	47	17
Ex1620-8	3/8	8	47	17
Ex1620-9	3/8	9	52	17
Ex1620-10	3/8	10	52	17
Ex1620-11	3/8	11	52	17
Ex1620-12	3/8	12	52	17
Ex1620-13	3/8	13	52	17
Ex1620-14	3/8	14	52	17
Ex1620-15	3/8	15	57	22
Ex1620-16	3/8	16	57	22
Ex1620-17	3/8	17	57	22
Ex1620-18	3/8	18	57	22
Ex1620-19	3/8	19	57	22
Ex1620-20	3/8	20	54	22
Ex1620-21	3/8	21	54	22
Ex1620-22	3/8	22	54	22
Ex1620-23	3/8	23	54	22
Ex1620-24	3/8	24	54	22
Ex1620-25	3/8	25	54	22

When ordering, specify:

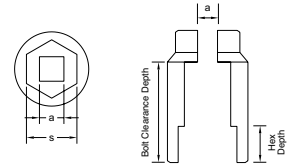
A = Aluminum Bronze

B = Copper Beryllium

Example: Ex1630-005UA

or

Ex1630-005UB



Ex1630
Socket, Standard Deep 1/2" Drive
6-Point

TIGHTENING

No.	a inch	s inch	Bolt Clearance Depth inch	Hex Depth inch
Ex1630-005U	1/2	1/4	2.67	0.98
Ex1630-010U	1/2	5/16	2.67	0.98
Ex1630-015U	1/2	3/8	2.67	0.98
Ex1630-020U	1/2	7/16	2.67	0.98
Ex1630-025U	1/2	1/2	2.67	0.98
Ex1630-030U	1/2	9/16	2.67	0.98
Ex1630-032U	1/2	19/32	2.67	0.98
Ex1630-035U	1/2	5/8	2.67	0.98
Ex1630-040U	1/2	11/16	2.67	0.98
Ex1630-045U	1/2	3/4	2.67	0.98
Ex1630-047U	1/2	25/32	2.67	0.98
Ex1630-050U	1/2	13/16	2.67	0.98
Ex1630-055U	1/2	7/8	2.67	0.98
Ex1630-060U	1/2	15/16	2.67	0.98
Ex1630-065U	1/2	1	2.67	0.98
Ex1630-070U	1/2	1-1/16	2.67	0.98
Ex1630-075U	1/2	1-1/8	2.67	0.98
Ex1630-080U	1/2	1-3/16	2.67	0.98
Ex1630-085U	1/2	1-1/4	2.67	0.98
Ex1630-090U	1/2	1-5/16	2.67	0.98
Ex1630-095U	1/2	1-3/8	2.67	0.98
Ex1630-100U	1/2	1-7/16	2.67	0.98
Ex1630-110U	1/2	1-1/2	2.67	0.98
Ex1630-115U	1/2	1-9/16	2.67	0.98
Ex1630-120U	1/2	1-5/8	2.67	0.98

No.	a inch	s mm	Bolt Clearance Depth mm	Hex Depth mm
Ex1630-6	1/2	6	68	25
Ex1630-7	1/2	7	68	25
Ex1630-8	1/2	8	68	25
Ex1630-9	1/2	9	68	25
Ex1630-10	1/2	10	68	25
Ex1630-11	1/2	11	68	25
Ex1630-12	1/2	12	68	25
Ex1630-13	1/2	13	68	25
Ex1630-14	1/2	14	68	25
Ex1630-15	1/2	15	68	25
Ex1630-16	1/2	16	68	25
Ex1630-17	1/2	17	68	25
Ex1630-18	1/2	18	68	25
Ex1630-19	1/2	19	68	25
Ex1630-20	1/2	20	68	28
Ex1630-21	1/2	21	68	28
Ex1630-22	1/2	22	68	28
Ex1630-23	1/2	23	68	28
Ex1630-24	1/2	24	68	28
Ex1630-25	1/2	25	68	28
Ex1630-26	1/2	26	68	28
Ex1630-27	1/2	27	68	28
Ex1630-28	1/2	28	68	28
Ex1630-29	1/2	29	68	28
Ex1630-30	1/2	30	68	28
Ex1630-32	1/2	32	68	28

FREE SAFETY POSTER:
Includes zone definitions
and tool material
compatibility.
Request yours today:
www.csunitec.com/poster

UNITEC
... the power of innovation!

Non-Sparking and Non-Magnetic Safety Tools
For Use in Hazardous Environments and all ATEX and Ex Zones

CS Unitec offers a complete line of High-Quality Non-Sparking, Non-Magnetic and Corrosion-Resistant Safety Tools. CS Unitec is a leader in special Copper Alloy Safety Hand Tools manufactured for use in high-risk areas where a spark can create a disaster.

CS Unitec Copper-Beryllium Tools (CuBe) build the demand in the ATEX directive for work in Zones 1 and 2 (Gas, Vapors or Mists), Zones 20, 21 and 22 (Dusts), and M1 and M2 for mining.

CS Unitec Aluminum Bronze Tools (AlBr) fulfill the demand in the ATEX directive for work in Zones 1 and 2 (Gas, Vapors or Mists), plus Zones 21 and 22 (Dusts).

Zone Definitions

Gas, Vapors or Mists

- Zone 0:** An atmosphere where a mixture of air and flammable substances in the form of gas, vapor or mist is continuously or frequently present in 10% by volume.
- Zone 1:** An atmosphere where a mixture of air and flammable substances in the form of gas, vapor or mist is likely to occur in normal operation.
- Zone 2:** An atmosphere where a mixture of air and flammable substances in the form of gas, vapor or mist is not likely to occur in normal operation, but if it does occur will persist for only a short period.

Dusts

- Zone 20:** An atmosphere where a cloud of combustible dust in the air is present frequently, continuously or for long periods.
- Zone 21:** An atmosphere where a cloud of combustible dust in the air is likely to occur in normal operation.
- Zone 22:** An atmosphere where a cloud of combustible dust in the air is not likely to occur in normal operation, but if it does occur will persist for only a short period.

How to Choose the Correct Alloy for Your Application

	Aluminum Bronze (AlBr) Alloy	Copper-Beryllium (CuBe) Alloy
Zone Compatibility	Full compliance in ATEX directive for work in Zones 1, 2, 20, 21, 22.	Full compliance in ATEX directive for work in Zones 1, 2, 20, 21, 22.
Strength	High strength.	High strength.
Wearability	High wear resistance.	High wear resistance.
Weight	Light weight.	Light weight.
Corrosion	High corrosion resistance.	High corrosion resistance.

UNITEC
1-800-700-5919
www.csunitec.com

Ask about our line of ATEX Certified Air and Hydraulic Power Tools for Ex Zones, including:
Reciprocating Saws • Jackhammers • Band Saws
Portable Sump Pumps • Fuel Burners
Rotary Hammer Drills • Impact Wrenches • Aerial Pumps

When ordering, specify:

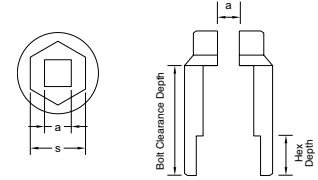
A = Aluminum Bronze

B = Copper Beryllium

Example: Ex1640-005UA

or

Ex1640-005UB



Ex1640 Socket, Standard Deep 3/4" Drive

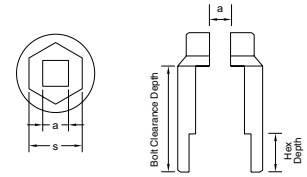
6-Point

No.	a inch	s inch	Bolt Clearance Depth inch	Hex Depth inch
Ex1640-005U	3/4	3/4	2.67	1.02
Ex1640-010U	3/4	13/16	2.67	1.02
Ex1640-015U	3/4	7/8	2.67	1.02
Ex1640-020U	3/4	15/16	2.67	1.02
Ex1640-025U	3/4	1	2.56	1.10
Ex1640-030U	3/4	1-1/16	2.56	1.10
Ex1640-035U	3/4	1-1/8	2.56	1.10
Ex1640-040U	3/4	1-3/16	2.56	1.10
Ex1640-045U	3/4	1-1/4	2.56	1.10
Ex1640-050U	3/4	1-5/16	2.56	1.10
Ex1640-055U	3/4	1-3/8	2.56	1.10
Ex1640-060U	3/4	1-7/16	2.95	1.26
Ex1640-065U	3/4	1-1/2	2.87	1.26
Ex1640-070U	3/4	1-9/16	2.87	1.26
Ex1640-075U	3/4	1-5/8	2.87	1.26
Ex1640-080U	3/4	1-11/16	2.87	1.26
Ex1640-085U	3/4	1-3/4	2.87	1.26
Ex1640-090U	3/4	1-13/16	2.87	1.26
Ex1640-095U	3/4	1-7/8	2.87	1.26
Ex1640-100U	3/4	1-15/16	2.87	1.26
Ex1640-105U	3/4	2	2.87	1.26
Ex1640-110U	3/4	2-1/16	2.87	1.26
Ex1640-115U	3/4	2-1/8	2.87	1.26
Ex1640-120U	3/4	2-3/16	2.87	1.26
Ex1640-125U	3/4	2-1/4	2.87	1.26
Ex1640-130U	3/4	2-5/16	2.87	1.26
Ex1640-135U	3/4	2-3/8	2.87	1.26

No.	a inch	s mm	Bolt Clearance Depth mm	Hex Depth mm
Ex1640-19	3/4	19	68	26
Ex1640-20	3/4	20	68	26
Ex1640-21	3/4	21	68	26
Ex1640-22	3/4	22	68	26
Ex1640-23	3/4	23	68	26
Ex1640-24	3/4	24	65	28
Ex1640-25	3/4	25	65	28
Ex1640-26	3/4	26	65	28
Ex1640-27	3/4	27	65	32
Ex1640-28	3/4	28	65	32
Ex1640-29	3/4	29	65	32
Ex1640-30	3/4	30	65	32
Ex1640-31	3/4	31	65	32
Ex1640-32	3/4	32	65	32
Ex1640-33	3/4	33	65	32
Ex1640-34	3/4	34	65	32
Ex1640-35	3/4	35	65	32
Ex1640-36	3/4	36	65	32
Ex1640-37	3/4	37	73	32
Ex1640-38	3/4	38	73	32
Ex1640-39	3/4	39	73	32
Ex1640-40	3/4	40	73	32
Ex1640-41	3/4	41	73	32
Ex1640-42	3/4	42	73	32
Ex1640-43	3/4	43	73	32
Ex1640-44	3/4	44	73	32
Ex1640-45	3/4	45	73	32
Ex1640-46	3/4	46	73	32
Ex1640-47	3/4	47	73	32
Ex1640-48	3/4	48	73	32
Ex1640-49	3/4	49	73	32
Ex1640-50	3/4	50	73	32

TIGHTENING

Ex1650
Socket, Standard Deep 1" Drive
 6-Point

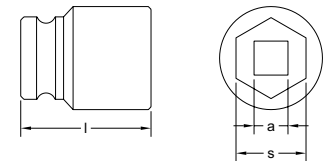


No.	a inch	s inch	Bolt Clearance Depth inch	Hex Depth inch
Ex1650-005U	1	1-1/16	2.76	1.26
Ex1650-010U	1	1-1/8	2.76	1.26
Ex1650-015U	1	1-3/16	2.76	1.26
Ex1650-020U	1	1-1/4	2.76	1.26
Ex1650-025U	1	1-5/16	2.76	1.26
Ex1650-030U	1	1-3/8	2.76	1.26
Ex1650-035U	1	1-7/16	2.76	1.26
Ex1650-040U	1	1-1/2	2.76	1.26
Ex1650-045U	1	1-5/8	2.76	1.26
Ex1650-050U	1	1-11/16	2.76	1.26
Ex1650-055U	1	1-3/4	2.76	1.26
Ex1650-060U	1	1-13/16	2.76	1.26
Ex1650-065U	1	1-7/8	2.76	1.26
Ex1650-070U	1	1-15/16	2.76	1.26
Ex1650-075U	1	2	2.76	1.26
Ex1650-080U	1	2-1/16	2.76	1.26
Ex1650-085U	1	2-1/8	2.76	1.26
Ex1650-090U	1	2-3/16	2.76	1.26
Ex1650-095U	1	2-1/4	2.76	1.26
Ex1650-100U	1	2-5/16	2.76	1.26
Ex1650-105U	1	2-3/8	2.76	1.26
Ex1650-110U	1	2-7/16	2.76	1.26
Ex1650-115U	1	2-1/2	2.76	1.26
Ex1650-120U	1	2-9/16	2.76	1.26
Ex1650-125U	1	2-5/8	2.76	1.26

No.	a inch	s mm	Bolt Clearance Depth mm	Hex Depth mm
Ex1650-32	1	32	70	32
Ex1650-36	1	36	70	32
Ex1650-41	1	41	70	32
Ex1650-46	1	46	70	32
Ex1650-50	1	50	70	32
Ex1650-55	1	55	70	32
Ex1650-60	1	60	70	32
Ex1650-65	1	65	70	32
Ex1650-70	1	70	70	32
Ex1650-75	1	75	70	32
Ex1650-80	1	80	70	32

TIGHTENING

Ex1720
Socket, Impact 3/8" Drive
Copper Beryllium (CuBe) only
 6-Point



No.	a inch	s inch	l inch	Wt. lbs.
Ex1720-005UB	3/8	1/4	1-1/4	0.11
Ex1720-010UB	3/8	5/16	1-1/4	0.11
Ex1720-015UB	3/8	3/8	1-1/4	0.11
Ex1720-020UB	3/8	7/16	1-1/4	0.11
Ex1720-025UB	3/8	1/2	1-1/4	0.15
Ex1720-030UB	3/8	9/16	1-1/4	0.15
Ex1720-035UB	3/8	5/8	1-3/8	0.17
Ex1720-040UB	3/8	11/16	1-3/8	0.18
Ex1720-045UB	3/8	3/4	1-3/8	0.20

No.	a inch	s mm	l mm	kg
Ex1720-7B	3/8	7	31	0.049
Ex1720-8B	3/8	8	31	0.049
Ex1720-9B	3/8	9	31	0.049
Ex1720-10B	3/8	10	31	0.049
Ex1720-11B	3/8	11	31	0.048
Ex1720-12B	3/8	12	31	0.046
Ex1720-13B	3/8	13	31	0.066
Ex1720-14B	3/8	14	31	0.066
Ex1720-15B	3/8	15	34	0.068
Ex1720-16B	3/8	16	34	0.077
Ex1720-17B	3/8	17	34	0.082
Ex1720-18B	3/8	18	34	0.087
Ex1720-19B	3/8	19	34	0.092

When ordering, specify:

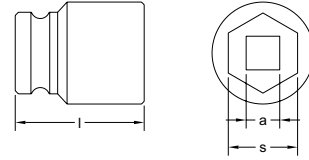
B = Copper Beryllium

Example: Ex1730-005UB

Ex1730 Socket, Impact 1/2" Drive

Copper Beryllium (CuBe) only

6-Point



No.	a inch	s inch	l inch	Wt. lbs.
Ex1730-005UB	1/2	5/16	1-9/16	0.24
Ex1730-010UB	1/2	3/8	1-9/16	0.24
Ex1730-015UB	1/2	7/16	1-9/16	0.24
Ex1730-020UB	1/2	1/2	1-9/16	0.24
Ex1730-025UB	1/2	9/16	1-9/16	0.24
Ex1730-030UB	1/2	5/8	1-9/16	0.37
Ex1730-035UB	1/2	11/16	1-9/16	0.37
Ex1730-040UB	1/2	3/4	1-9/16	0.37
Ex1730-045UB	1/2	13/16	1-9/16	0.40
Ex1730-050UB	1/2	7/8	1-9/16	0.44
Ex1730-055UB	1/2	15/16	1-9/16	0.44
Ex1730-060UB	1/2	1	1-9/16	0.44
Ex1730-065UB	1/2	1-1/16	1-9/16	0.46
Ex1730-070UB	1/2	1-1/8	1-9/16	0.49
Ex1730-075UB	1/2	1-3/16	1-9/16	0.53

No.	a inch	s mm	l mm	kg
Ex1730-8B	1/2	8	40	0.11
Ex1730-9B	1/2	9	40	0.11
Ex1730-10B	1/2	10	40	0.11
Ex1730-11B	1/2	11	40	0.11
Ex1730-12B	1/2	12	40	0.11
Ex1730-13B	1/2	13	40	0.11
Ex1730-14B	1/2	14	40	0.11
Ex1730-15B	1/2	15	40	0.17
Ex1730-16B	1/2	16	40	0.17
Ex1730-17B	1/2	17	40	0.17
Ex1730-18B	1/2	18	40	0.16
Ex1730-19B	1/2	19	40	0.17
Ex1730-21B	1/2	21	40	0.18
Ex1730-22B	1/2	22	40	0.20
Ex1730-24B	1/2	24	40	0.19
Ex1730-27B	1/2	27	40	0.21
Ex1730-28B	1/2	28	40	0.22
Ex1730-29B	1/2	29	40	0.22
Ex1730-30B	1/2	30	40	0.24

TIGHTENING

Ex1740 Socket, Impact 3/4" Drive

Copper Beryllium (CuBe) only

6-Point

No.	a inch	s inch	l inch	Wt. lbs.
Ex1740-005UB	3/4	3/4	1-15/16	1.04
Ex1740-010UB	3/4	13/16	1-15/16	1.04
Ex1740-015UB	3/4	7/8	1-15/16	1.04
Ex1740-020UB	3/4	15/16	1-15/16	1.04
Ex1740-030UB	3/4	1-1/16	2	1.06
Ex1740-035UB	3/4	1-1/8	2	1.04
Ex1740-040UB	3/4	1-3/16	2	1.10
Ex1740-045UB	3/4	1-1/4	2-1/8	1.26
Ex1740-047UB	3/4	1-5/16	2-1/8	1.32
Ex1740-050UB	3/4	1-3/8	2-1/8	1.32
Ex1740-055UB	3/4	1-7/16	2-1/4	1.46
Ex1740-070UB	3/4	1-5/8	2-5/16	1.72

No.	a inch	s mm	l mm	kg
Ex1740-19B	3/4	19	49	0.47
Ex1740-21B	3/4	21	49	0.47
Ex1740-22B	3/4	22	49	0.47
Ex1740-23B	3/4	23	49	0.47
Ex1740-24B	3/4	24	49	0.51
Ex1740-27B	3/4	27	50	0.48
Ex1740-29B	3/4	29	50	0.47
Ex1740-30B	3/4	30	50	0.50
Ex1740-32B	3/4	32	54	0.57
Ex1740-34B	3/4	34	54	0.60
Ex1740-36B	3/4	36	56	0.66
Ex1740-41B	3/4	41	58	0.78
Ex1740-46B	3/4	46	63	0.96

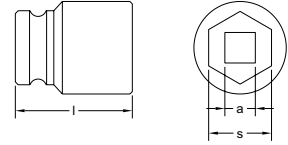


Impact Wrenches – Pneumatic and Hydraulic
1/2", 3/4", 1" and 1-1/2" Sq. Drive
ATEX Classified for use in Ex Zones
Ex II 2 GcT6 and Ex II 2 GcT5
See page 87

**Ex1750
Socket, Impact 1" Drive**

Copper Beryllium (CuBe) only

6-Point



TIGHTENING

No.	a inch	s inch	l inch	Wt. lbs.
Ex1750-005UB	1	7/8	2-3/8	1.76
Ex1750-010UB	1	15/16	2-3/8	1.79
Ex1750-013UB	1	1	2-3/8	1.79
Ex1750-015UB	1	1-1/16	2-3/8	1.79
Ex1750-017UB	1	1-1/8	2-1/2	1.90
Ex1750-020UB	1	1-3/16	2-1/2	1.90
Ex1750-025UB	1	1-1/4	2-1/2	1.90
Ex1750-030UB	1	1-3/8	2-1/2	1.85
Ex1750-035UB	1	1-7/16	2-11/16	2.12
Ex1750-040UB	1	1-1/2	2-11/16	2.23
Ex1750-045UB	1	1-5/8	2-3/4	2.49
Ex1750-050UB	1	1-11/16	2-3/4	2.78
Ex1750-053UB	1	1-3/4	2-3/4	2.78
Ex1750-055UB	1	1-13/16	2-3/4	2.78
Ex1750-058UB	1	1-7/8	2-3/4	3.00
Ex1750-060UB	1	2	2-3/4	3.00
Ex1750-063UB	1	2-1/8	2-15/16	3.48
Ex1750-065UB	1	2-3/16	2-15/16	3.48
Ex1750-067UB	1	2-1/4	2-15/16	3.48
Ex1750-070UB	1	2-3/8	3-1/8	4.01
Ex1750-075UB	1	2-9/16	3-1/8	4.34
Ex1750-080UB	1	2-3/4	3-1/8	4.63

No.	a inch	s mm	l mm	Wt. kg
Ex1750-22B	1	22	60	0.80
Ex1750-24B	1	24	60	0.81
Ex1750-27B	1	27	60	0.81
Ex1750-30B	1	30	63	0.86
Ex1750-32B	1	32	63	0.86
Ex1750-34B	1	34	63	0.84
Ex1750-36B	1	36	67	0.96
Ex1750-38B	1	38	67	1.01
Ex1750-41B	1	41	70	1.13
Ex1750-42B	1	42	70	1.20
Ex1750-43B	1	43	70	1.26
Ex1750-46B	1	46	70	1.26
Ex1750-50B	1	50	70	1.36
Ex1750-55B	1	55	74	1.58
Ex1750-60B	1	60	78	1.82
Ex1750-65B	1	65	78	1.97
Ex1750-70B	1	70	78	2.10

**Ex1760
Socket, Impact 1-1/2" Drive**

Copper Beryllium (CuBe) only

6-Point

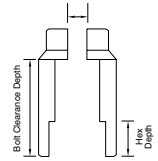
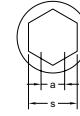
No.	a inch	s inch	l inch	Wt. lbs.
Ex1760-005UB	1-1/2	1-7/16	3-1/8	5.84
Ex1760-010UB	1-1/2	1-5/8	3-3/16	6.00
Ex1760-015UB	1-1/2	1-13/16	3-3/8	6.26
Ex1760-020UB	1-1/2	2	3-7/16	6.40
Ex1760-025UB	1-1/2	2-3/16	3-9/16	6.51
Ex1760-030UB	1-1/2	2-3/8	3-3/4	6.71
Ex1760-035UB	1-1/2	2-9/16	4	8.34
Ex1760-040UB	1-1/2	2-3/4	4-3/16	9.55

No.	a inch	s mm	l mm	Wt. kg
Ex1760-36B	1-1/2	36	78	2.65
Ex1760-41B	1-1/2	41	80	2.72
Ex1760-46B	1-1/2	46	84	2.84
Ex1760-50B	1-1/2	50	87	2.90
Ex1760-55B	1-1/2	55	90	2.95
Ex1760-60B	1-1/2	60	95	3.04
Ex1760-65B	1-1/2	65	100	3.79
Ex1760-70B	1-1/2	70	105	4.33

When ordering, specify:

B = Copper Beryllium

Example: Ex1820-005UB



Ex1820
Socket, Deep Impact 3/8" Drive *Copper Beryllium (CuBe) only*
6-Point

No.	a inch	s inch	Bolt Clearance Depth inch	Hex Depth inch
Ex1820-005UB	3/8	1/4	1.85	0.67
Ex1820-010UB	3/8	5/16	1.85	0.67
Ex1820-015UB	3/8	3/8	2.05	0.67
Ex1820-020UB	3/8	7/16	2.05	0.67
Ex1820-025UB	3/8	1/2	2.05	0.67
Ex1820-030UB	3/8	9/16	2.05	0.67
Ex1820-035UB	3/8	5/8	2.25	0.87
Ex1820-040UB	3/8	11/16	2.25	0.87
Ex1820-045UB	3/8	3/4	2.25	0.87

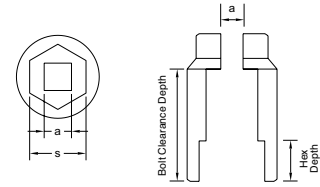
No.	a inch	s mm	Bolt Clearance Depth mm	Hex Depth mm
Ex1820-7B	3/8	7	47	17
Ex1820-8B	3/8	8	47	17
Ex1820-9B	3/8	9	52	17
Ex1820-10B	3/8	10	52	17
Ex1820-11B	3/8	11	52	17
Ex1820-12B	3/8	12	52	17
Ex1820-13B	3/8	13	52	17
Ex1820-14B	3/8	14	52	17
Ex1820-15B	3/8	15	57	22
Ex1820-16B	3/8	16	57	22
Ex1820-17B	3/8	17	57	22
Ex1820-18B	3/8	18	57	22
Ex1820-19B	3/8	19	57	22

Ex1830
Socket, Deep Impact 1/2" Drive *Copper Beryllium (CuBe) only*
6-Point

No.	a inch	s inch	Bolt Clearance Depth inch	Hex Depth inch
Ex1830-005UB	1/2	1/4	2.67	0.98
Ex1830-010UB	1/2	5/16	2.67	0.98
Ex1830-015UB	1/2	3/8	2.67	0.98
Ex1830-020UB	1/2	7/16	2.67	0.98
Ex1830-025UB	1/2	1/2	2.67	0.98
Ex1830-030UB	1/2	9/16	2.67	0.98
Ex1830-032UB	1/2	19/32	2.67	0.98
Ex1830-035UB	1/2	5/8	2.67	0.98
Ex1830-040UB	1/2	11/16	2.67	0.98
Ex1830-045UB	1/2	3/4	2.67	0.98
Ex1830-047UB	1/2	25/32	2.67	0.98
Ex1830-050UB	1/2	13/16	2.67	0.98
Ex1830-055UB	1/2	7/8	2.67	0.98
Ex1830-060UB	1/2	15/16	2.67	0.98
Ex1830-065UB	1/2	1	2.67	0.98
Ex1830-070UB	1/2	1-1/16	2.67	0.98
Ex1830-075UB	1/2	1-1/8	2.67	0.98
Ex1830-080UB	1/2	1-3/16	2.67	0.98
Ex1830-085UB	1/2	1-1/4	2.67	0.98
Ex1830-090UB	1/2	1-5/16	2.67	0.98
Ex1830-095UB	1/2	1-3/8	2.67	0.98
Ex1830-100UB	1/2	1-7/16	2.67	0.98
Ex1830-110UB	1/2	1-1/2	2.67	0.98
Ex1830-115UB	1/2	1-9/16	2.67	0.98
Ex1830-120UB	1/2	1-5/8	2.67	0.98

No.	a inch	s mm	Bolt Clearance Depth mm	Hex Depth mm
Ex1830-6B	1/2	6	68	25
Ex1830-7B	1/2	7	68	25
Ex1830-8B	1/2	8	68	25
Ex1830-9B	1/2	9	68	25
Ex1830-10B	1/2	10	68	25
Ex1830-11B	1/2	11	68	25
Ex1830-12B	1/2	12	68	25
Ex1830-13B	1/2	13	68	25
Ex1830-14B	1/2	14	68	25
Ex1830-15B	1/2	15	68	25
Ex1830-16B	1/2	16	68	25
Ex1830-17B	1/2	17	68	25
Ex1830-18B	1/2	18	68	25
Ex1830-19B	1/2	19	68	25
Ex1830-20B	1/2	20	68	28
Ex1830-21B	1/2	21	68	28
Ex1830-22B	1/2	22	68	28
Ex1830-23B	1/2	23	68	28
Ex1830-24B	1/2	24	68	28
Ex1830-25B	1/2	25	68	28
Ex1830-26B	1/2	26	68	28
Ex1830-27B	1/2	27	68	28
Ex1830-28B	1/2	28	68	28
Ex1830-29B	1/2	29	68	28
Ex1830-30B	1/2	30	68	28
Ex1830-32B	1/2	32	68	28

Extended Depth 4-Point and 6-Point Impact Sockets with 1/2", 3/4" and 1" Drives – available upon request.



Ex1840
Socket, Deep Impact 3/4" Drive *Copper Beryllium (CuBe) only*
 6-Point

No.	a inch	s inch	Bolt Clearance Depth inch	Hex Depth inch
Ex1840-005UB	3/4	3/4	2.67	1.02
Ex1840-010UB	3/4	13/16	2.67	1.02
Ex1840-015UB	3/4	7/8	2.67	1.02
Ex1840-020UB	3/4	15/16	2.67	1.02
Ex1840-025UB	3/4	1	2.56	1.10
Ex1840-030UB	3/4	1-1/16	2.56	1.10
Ex1840-035UB	3/4	1-1/8	2.56	1.10
Ex1840-040UB	3/4	1-3/16	2.56	1.10
Ex1840-045UB	3/4	1-1/4	2.56	1.10
Ex1840-047UB	3/4	1-5/16	2.56	1.10
Ex1840-050UB	3/4	1-3/8	2.56	1.10
Ex1840-055UB	3/4	1-7/16	2.95	1.26
Ex1840-060UB	3/4	1-1/2	2.87	1.26
Ex1840-065UB	3/4	1-9/16	2.87	1.26
Ex1840-070UB	3/4	1-5/8	2.87	1.26
Ex1840-075UB	3/4	1-11/16	2.87	1.26
Ex1840-080UB	3/4	1-3/4	2.87	1.26
Ex1840-085UB	3/4	1-13/16	2.87	1.26
Ex1840-090UB	3/4	1-7/8	2.87	1.26
Ex1840-095UB	3/4	1-15/16	2.87	1.26
Ex1840-100UB	3/4	2	2.87	1.26

No.	a inch	s mm	Bolt Clearance Depth mm	Hex Depth mm
Ex1840-19B	3/4	19	68	26
Ex1840-21B	3/4	21	68	26
Ex1840-22B	3/4	22	68	26
Ex1840-23B	3/4	23	68	26
Ex1840-24B	3/4	24	65	28
Ex1840-27B	3/4	27	65	32
Ex1840-29B	3/4	29	65	32
Ex1840-30B	3/4	30	65	32
Ex1840-32B	3/4	32	65	32
Ex1840-34B	3/4	34	65	32
Ex1840-36B	3/4	36	65	32
Ex1840-41B	3/4	41	75	32
Ex1840-46B	3/4	46	75	32

Extended Depth 4-Point and 6-Point Impact Sockets with 1/2", 3/4" and 1" Drives – available upon request.

Ex1850
Socket, Deep Impact 1" Drive *Copper Beryllium (CuBe) only*
 6-Point

No.	a inch	s inch	Bolt Clearance Depth inch	Hex Depth inch
Ex1850-005UB	1	7/8	2.56	1.26
Ex1850-010UB	1	15/16	2.56	1.26
Ex1850-013UB	1	1	2.56	1.26
Ex1850-015UB	1	1-1/16	2.76	1.26
Ex1850-020UB	1	1-3/16	2.76	1.26
Ex1850-025UB	1	1-1/4	2.76	1.26
Ex1850-030UB	1	1-3/8	2.76	1.26
Ex1850-035UB	1	1-7/16	2.76	1.26
Ex1850-040UB	1	1-1/2	2.76	1.26
Ex1850-045UB	1	1-5/8	2.76	1.26
Ex1850-050UB	1	1-11/16	2.76	1.26
Ex1850-053UB	1	1-3/4	2.76	1.26
Ex1850-055UB	1	1-13/16	2.76	1.26
Ex1850-057UB	1	1-7/8	2.76	1.26
Ex1850-060UB	1	2	2.76	1.26
Ex1850-065UB	1	2-3/16	2.76	1.26
Ex1850-070UB	1	2-3/8	2.76	1.26
Ex1850-075UB	1	2-9/16	2.76	1.26
Ex1850-080UB	1	2-3/4	2.76	1.26

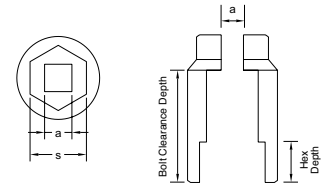
No.	a inch	s mm	Bolt Clearance Depth mm	Hex Depth mm
Ex1850-30B	1	30	70	32
Ex1850-32B	1	32	70	32
Ex1850-34B	1	34	70	32
Ex1850-36B	1	36	70	32
Ex1850-38B	1	38	70	32
Ex1850-41B	1	41	70	32
Ex1850-42B	1	42	70	32
Ex1850-43B	1	43	70	32
Ex1850-46B	1	46	70	32
Ex1850-50B	1	50	70	32
Ex1850-55B	1	55	70	32
Ex1850-60B	1	60	70	32
Ex1850-65B	1	65	70	32
Ex1850-70B	1	70	70	32

TIGHTENING

When ordering, specify:

B = Copper Beryllium

Example: Ex1860-005UB



Ex1860
Socket, Deep Impact 1-1/2" Drive
Copper Beryllium (CuBe) only
6-Point

No.	a inch	s inch
Ex1860-005UB	1-1/2	1-7/16
Ex1860-010UB	1-1/2	1-5/8
Ex1860-015UB	1-1/2	1-13/16
Ex1860-017UB	1-1/2	1-7/8
Ex1860-020UB	1-1/2	2
Ex1860-023UB	1-1/2	2-1/4
Ex1860-025UB	1-1/2	2-3/16
Ex1860-030UB	1-1/2	2-3/8
Ex1860-035UB	1-1/2	2-9/16
Ex1860-040UB	1-1/2	2-3/4

No.	a inch	s mm
Ex1860-36B	1-1/2	36
Ex1860-41B	1-1/2	41
Ex1860-46B	1-1/2	46
Ex1860-50B	1-1/2	50
Ex1860-55B	1-1/2	55
Ex1860-60B	1-1/2	60
Ex1860-65B	1-1/2	65
Ex1860-70B	1-1/2	70

TIGHTENING

CS Unitec offers special extended depth 4-Point and 6-Point Impact Sockets with 1/2", 3/4" and 1" Drives. Call 1-800-700-5919 for more information.



Impact Wrenches – Pneumatic and Hydraulic
1/2", 3/4", 1" and 1-1/2" Sq. Drive
ATEX Classified for use in Ex Zones
Ex II 2 GcT6 and Ex II 2 GcT5

See page 87



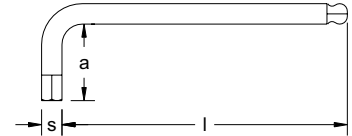
ALLEN KEYS

Ex209

Wrench, Allen / Hex Key

(DIN 911)

Copper Beryllium (CuBe) only



No.	s inch	a inch	l inch	Wt. lbs.
Ex209-005UB	1/16	9/16	1-3/4	0.0035
Ex209-010UB	5/64	5/8	2	0.0084
Ex209-015UB	3/32	11/16	2-1/4	0.0097
Ex209-020UB	1/8	3/4	2-1/2	0.0180
Ex209-025UB	9/64	1	2-3/4	0.0400
Ex209-030UB	5/32	1	2-3/4	0.0310
Ex209-035UB	3/16	1-1/8	3-3/16	0.0530
Ex209-040UB	7/32	1-1/4	3-9/16	0.0840
Ex209-045UB	1/4	1-3/8	3-3/4	0.1100
Ex209-050UB	5/16	1-7/16	4	0.1900
Ex209-055UB	3/8	1-3/4	5	0.4700
Ex209-060UB	7/16	1-3/4	5	0.4700
Ex209-065UB	1/2	2-1/4	5-9/16	0.7700
Ex209-070UB	9/16	2-1/4	5-9/16	0.7700
Ex209-075UB	5/8	2-3/4	7-3/16	1.6800
Ex209-080UB	11/16	2-3/4	7-3/16	1.6800
Ex209-085UB	3/4	2-3/4	7-3/16	1.6800
Ex209-087UB	13/16	3-3/16	8	2.7600
Ex209-090UB	7/8	3-3/16	8	2.7600
Ex209-095UB	1	4	10	5.2200
Ex209-100UB	1-1/16	4	10	9.3000
Ex209-105UB	1-1/8	5	12-9/16	9.3000
Ex209-110UB	1-1/4	5	12-9/16	9.3000

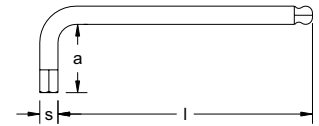
No.	s mm	a mm	l mm	Wt. kg
Ex209-1.5B	1.5	14	45	0.0016
Ex209-2B	2	16	50	0.0038
Ex209-2.5B	2.5	18	56	0.0044
Ex209-3B	3	20	63	0.0080
Ex209-4B	4	25	70	0.0140
Ex209-5B	5	28	80	0.0240
Ex209-6B	6	32	90	0.0380
Ex209-7B	7	34	95	0.0520
Ex209-8B	8	36	100	0.0840
Ex209-9B	9	38	105	0.1090
Ex209-10B	10	40	112	0.1340
Ex209-11B	11	42	120	0.1740
Ex209-12B	12	45	125	0.2140
Ex209-14B	14	56	140	0.3480
Ex209-17B	17	63	160	0.5600
Ex209-19B	19	70	180	0.7600
Ex209-22B	22	80	200	1.2500
Ex209-24B	24	90	224	1.6300
Ex209-27B	27	100	250	2.3700
Ex209-30B	30	118	290	3.4500
Ex209-32B	32	125	315	4.2200
Ex209-36B	36	140	355	5.8200

Ex209L

Wrench, Allen / Hex Key

Ball Point, Long Type

Copper Beryllium (CuBe) only



No.	s inch	a inch	l inch	Wt. lbs.
Ex209L-005UB	1/16	9/16	3-1/2	0.006
Ex209L-010UB	5/64	5/8	3-15/16	0.014
Ex209L-015UB	3/32	11/16	4-3/8	0.016
Ex209L-020UB	1/8	3/4	5	0.031
Ex209L-025UB	5/32	1	5-9/16	0.057
Ex209L-030UB	3/16	1-1/8	6-3/16	0.093
Ex209L-035UB	7/32	1-1/4	7	0.15
Ex209L-040UB	1/4	1-3/8	7-1/2	0.20
Ex209L-045UB	5/16	1-7/16	8	0.32
Ex209L-047UB	3/8	1-3/4	10-5/16	0.82
Ex209L-050UB	7/16	1-3/4	10-5/16	0.82
Ex209L-055UB	1/2	2-1/4	11	1.39

No.	s mm	a mm	l mm	Wt. kg
Ex209L-1.5B	1.5	14	88	0.0027
Ex209L-2B	2	16	99	0.0064
Ex209L-2.5B	2.5	18	109	0.0072
Ex209L-3B	3	20	125	0.014
Ex209L-4B	4	25	139	0.026
Ex209L-5B	5	28	155	0.042
Ex209L-6B	6	32	176	0.066
Ex209L-7B	7	34	188	0.09
Ex209L-8B	8	36	201	0.14
Ex209L-10B	10	40	228	0.25
Ex209L-12B	12	45	258	0.37
Ex209L-14B	14	56	276	0.63
Ex209L-17B	17	63	299	0.92

TIGHTENING

When ordering, specify:

A = Aluminum Bronze

B = Copper Beryllium

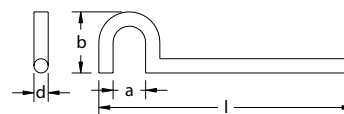
Example: Ex207-30A

or

Ex207-30B

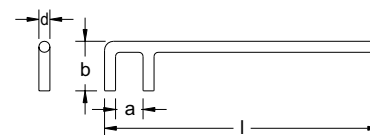
WHEEL WRENCHES

Ex207 Wrench, Valve



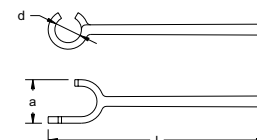
No.	a inch	b inch	d inch	l inch	Wt. lbs.	a mm	b mm	d mm	l mm	Δ kg
Ex207-30	1-3/16	2-1/4	1/2	8	0.66	30	56	13	200	0.30
Ex207-32	1-1/4	2-3/8	9/16	10	0.93	32	60	14	250	0.42
Ex207-36	1-7/16	2-5/8	9/16	10-3/4	1.15	36	66	15	270	0.52
Ex207-41	1-5/8	2-7/8	5/8	12	1.46	41	73	16	300	0.66
Ex207-50	2	3-7/16	11/16	12-3/4	2.02	50	86	18	320	0.92

Ex207F Valve Wheel Hook



No.	a inch	b inch	d inch	l inch	Wt. lbs.	a mm	b mm	d mm	l mm	Δ kg
Ex207F-30	1-3/16	2-1/4	1/2	12	0.96	30	56	13	300	0.44
Ex207F-35	1-3/8	2-7/16	1/2	14	1.11	35	61	13	350	0.50
Ex207F-40	1-9/16	2-7/8	5/8	16	1.93	40	72	16	400	0.87
Ex207F-45	1-3/4	3-1/16	5/8	18	2.15	45	77	16	450	0.98
Ex207F-50	2	3-1/2	3/4	20	3.39	50	88	19	500	1.54
Ex207F-60	2-3/8	4-1/8	7/8	24	5.44	60	104	22	600	2.47
Ex207F-70	2-3/4	4-3/4	1	28	8.18	70	120	25	700	3.71
Ex207F-80	3-3/16	5-7/16	1-1/8	32	11.72	80	136	28	800	5.31

Ex207S Wrench, Valve Wheel (DIN 87311)

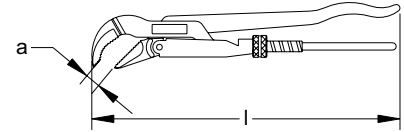



No.	d inch	a inch	l inch	Wt. lbs.	d mm	a mm	l mm	Δ kg
Ex207S-215	1-1/4	2-1/4	8-9/16	0.86	32	56	215	0.39
Ex207S-290	1-7/16	2-1/4	11-9/16	2.27	36	56	290	1.03
Ex207S-400	1-7/8	3-3/16	16	1.90	48	80	400	0.86
Ex207S-490	2-3/8	4	19-9/16	4.30	60	100	490	1.95
Ex207S-800	2-3/8	4-3/8	32	12.57	60	110	800	5.70

TIGHTENING

PLIERS

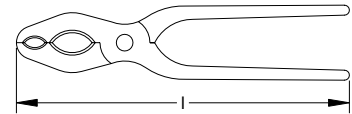
Ex505 Pliers, Swedish (DIN ISO 5234)



No.	a max inch	l inch	Wt. lbs.	a max mm	l mm	kg
Ex505-005U	1-9/16	12	1.52	40	300	0.69
Ex505-010U	2-3/16	16-3/4	3.28	55	420	1.49
Ex505-015U	2-11/16	20-13/16	7.14	67	530	3.24

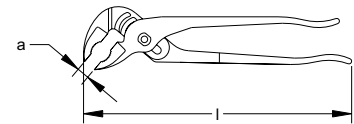
TIGHTENING

Ex602 Pliers, Pipe



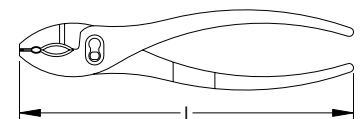
No.	l inch	Wt. lbs.	l mm	kg
Ex602-200	8	0.99	200	0.45

Ex604 Pliers, Groove Joint



No.	a max inch	l inch	Wt. lbs.	a max mm	l mm	kg
Ex604-10	1-1/8	10	0.75	28	250	0.34
Ex604-12	1-7/8	12	1.21	48	300	0.55
Ex604-14	2-3/16	14	2.60	55	350	1.18
Ex604-16	3-3/16	17-3/16	3.66	80	430	1.66

Ex605 Pliers, Adjustable Combination



No.	l inch	Wt. lbs.	l mm	kg
Ex605-8	8	0.46	200	0.21

When ordering, specify:

A = Aluminum Bronze

B = Copper Beryllium

Example: Ex606-6A

or

Ex606-6B

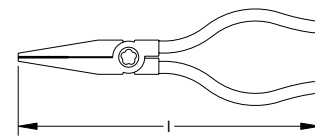
Pliers, Flat Nose (DIN ISO 5745) Ex606

Pliers, Round Nose (DIN ISO 5745) Ex607

Pliers, Long-Nose w/Side Cutter (DIN ISO 5745) Ex611

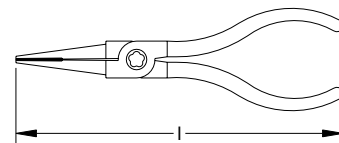
Pliers, Lineman's, Side Cutting Ex612

Ex606
Pliers, Flat Nose
(DIN ISO 5745)



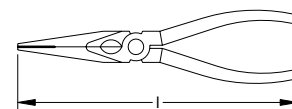
No.	l inch	Wt. lbs.	l mm	kg
Ex606-6	6	0.37	150	0.17

Ex607
Pliers, Round Nose
(DIN ISO 5745)



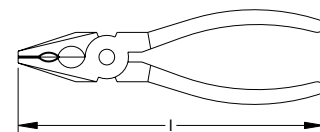
No.	l inch	Wt. lbs.	l mm	kg
Ex607-6	6	0.31	150	0.14

Ex611
**Pliers, Long-Nose
w/Side Cutter**
(DIN ISO 5745)



No.	l inch	Wt. lbs.	l mm	kg
Ex611-6	6	0.35	150	0.16
Ex611-7	7-3/16	0.46	180	0.21

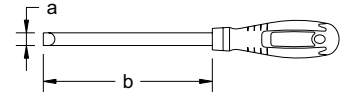
Ex612
**Pliers, Lineman's,
Side Cutting**



No.	l inch	Wt. lbs.	l mm	kg
Ex612-6	6-3/8	0.55	160	0.25
Ex612-7	7-3/16	0.57	180	0.26
Ex612-8	8	1.01	200	0.46

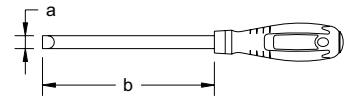
SCREWDRIVERS

Ex801
Screwdriver, Standard
Copper Beryllium (CuBe) only



No.	a inch	b inch	Wt. lbs.	a mm	b mm	kg
Ex801-3B	1/8	3	0.02	3	75	0.0075
Ex801-4B	3/16	4	0.04	4	100	0.016
Ex801-6SB	1/4	4	0.08	6	100	0.038
Ex801-6B	1/4	6	0.11	6	150	0.048
Ex801-8B	5/16	6	0.21	8	150	0.092
Ex801-10SB	3/8	8	0.38	10	200	0.17
Ex801-10B	3/8	12	0.55	10	300	0.25

Ex801S
Screwdriver, Striking
Copper Beryllium (CuBe) only



No.	a inch	b inch	Wt. lbs.	a mm	b mm	kg
Ex801S-8B	5/16	6	0.51	8	150	0.23


TIGHTENING

When ordering, specify:

B = Copper Beryllium

Example: Ex802-010UB

Ex802
Screwdriver, Offset
Copper Beryllium (CuBe) only



No.	a inch	b inch	Wt. lbs.
Ex802-010UB	1/8	4	0.02
Ex802-020UB	1/4	5-9/16	0.11
Ex802-030UB	3/8	7-3/16	0.42
Ex802-040UB	9/16	10	1.10

No.	a mm	b mm	⚖ kg
Ex802-3	3	100	0.0078
Ex802-4	4	110	0.016
Ex802-6	6	140	0.048
Ex802-8	8	160	0.098
Ex802-10	10	180	0.19
Ex802-12	12	200	0.30
Ex802-14	14	250	0.50

TIGHTENING

Ex803
Screwdriver, Phillips
Copper Beryllium (CuBe) only



No.	b inch	Wt. lbs.	b mm	⚖ kg
Ex803-0B	2-3/8	0.015	60	0.0066
Ex803-1B	3-3/16	0.048	80	0.022
Ex803-2B	4	0.079	100	0.036
Ex803-3B	6	0.19	150	0.085
Ex803-4B	8	0.37	200	0.17

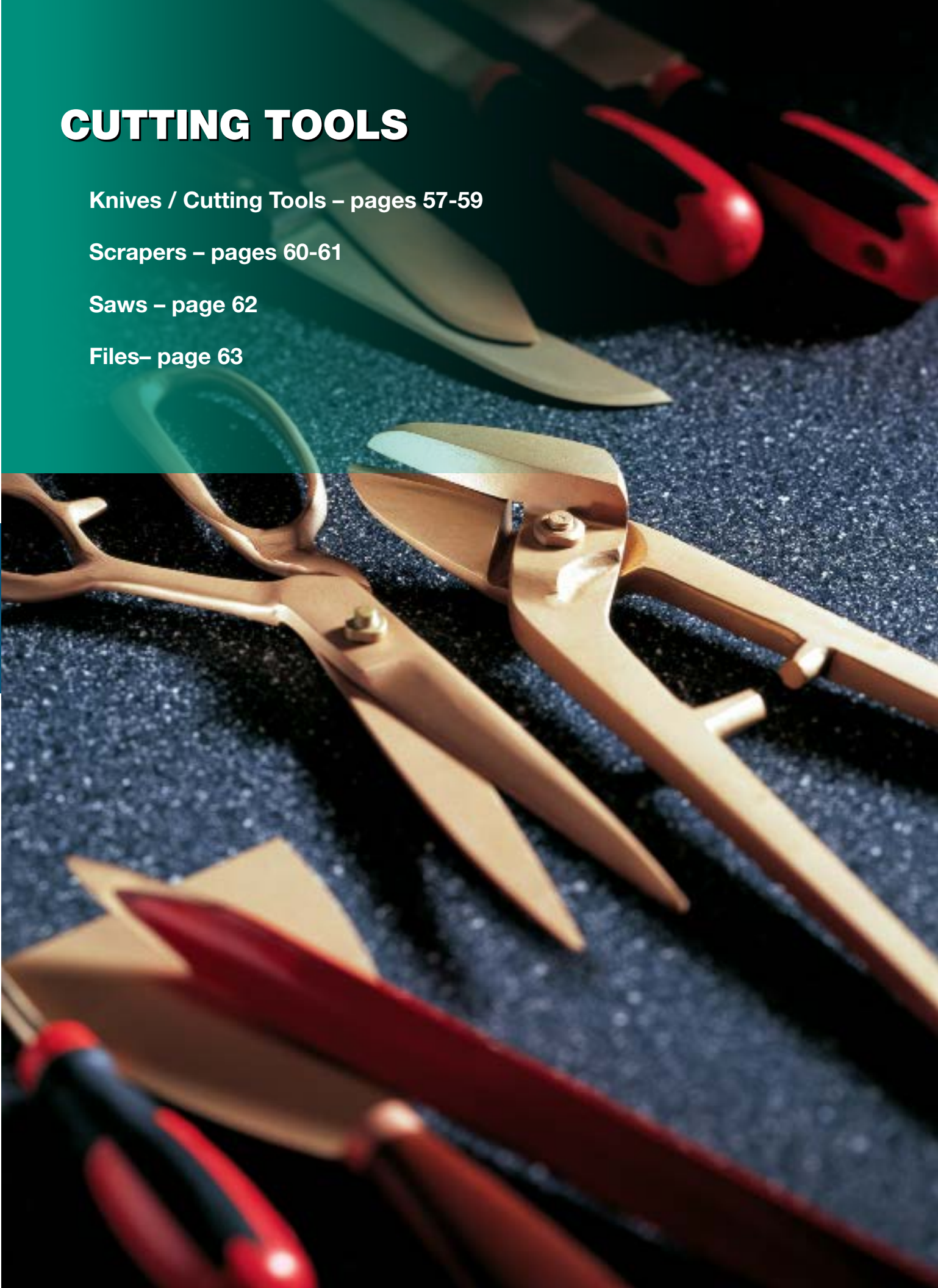
CUTTING TOOLS

Knives / Cutting Tools – pages 57-59

Scrapers – pages 60-61

Saws – page 62

Files– page 63



When ordering, specify:

A = Aluminum Bronze

B = Copper Beryllium

Example: Ex409-200A

or

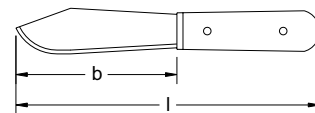
Ex409-200B

Knife, Common Ex409

Knife, Common Ex410

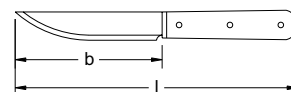
Knife, Common Ex410S

**Ex409
Knife, Common**



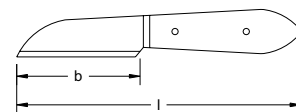
No.	b inch	l inch	Wt. lbs.	b mm	l mm	kg
Ex409-200	4-1/4	8	0.15	106	200	0.067

**Ex410
Knife, Common**



No.	b inch	l inch	Wt. lbs.	b mm	l mm	kg
Ex410-250	5-3/16	10	0.16	130	250	0.074

**Ex410S
Knife, Common**



No.	b inch	l inch	Wt. lbs.	b mm	l mm	kg
Ex410S-180	3-3/16	7-3/16	0.13	80	180	0.059

Shears, Cutting Ex608
 Scissors Ex609
 Pliers, Diagonal Cutting Ex601
 Pliers, Diagonal Cutting, Heavy Duty Ex601HD

When ordering, specify:

A = Aluminum Bronze

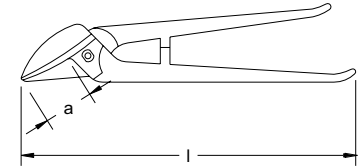
B = Copper Beryllium

Example: Ex608-275A

or

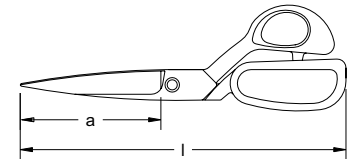
Ex608-275B

**Ex608
Shears, Cutting**



No.	a inch	l inch	Wt. lbs.	a mm	l mm	kg
Ex608-275	1-11/16	11	1.21	43	275	0.55

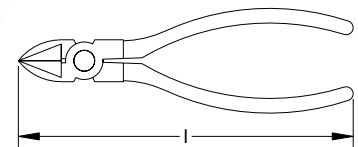
**Ex609
Scissors**



No.	a inch	l inch	Wt. lbs.	a mm	l mm	kg
Ex609-225	3-7/8	9	0.81	97	225	0.37

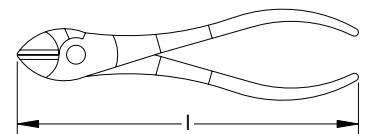
CUTTING

**Ex601
Pliers, Diagonal Cutting**
Copper Beryllium (CuBe) only



No.	l inch	Wt. lbs.	l mm	kg
Ex601-6B	6-3/8	0.40	160	0.18
Ex601-8B	8	0.53	200	0.24

**Ex601HD
Pliers, Diagonal Cutting,
Heavy Duty**
Copper Beryllium (CuBe) only



No.	l inch	Wt. lbs.	l mm	kg
Ex601HD-6B	6-3/8	0.37	160	0.17
Ex601HD-7B	7-3/16	0.46	180	0.21

When ordering, specify:

A = Aluminum Bronze

B = Copper Beryllium

Example: Ex603-7A

or

Ex603-7B

Pliers, Cutting Ex603

Pipe Cutter Ex1512

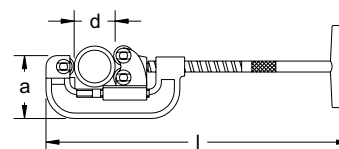
Non-Sparking Needle for Air Needle Scalers Ex308

Ex603 Pliers, Cutting



No.	l inch	Wt. lbs.	l mm	kg
Ex603-7	7-3/16	0.71	180	0.32
Ex603-8	8	1.15	200	0.52

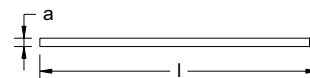
Ex1512 Pipe Cutter



No.	a inch	d max inch	l inch	Wt. lbs.	a mm	d max mm	l mm	kg
Ex1512-60	3-11/16	2-3/8	17-3/4	7.21	92	60	445	3.27

Ex308 Non-Sparking Needle For Air Needle Scalers

Copper Beryllium (CuBe) only



No.	Qty.	a inch	l inch	Wt. lbs.	a mm	l mm	kg
Ex308-3B	1	1/8	7	0.02	3	175	0.01
Ex308-319B	19	1/8	7	0.02	3	175	0.01
Ex308-3100B	100	1/8	7	0.02	3	175	0.01



Pneumatic Needle Scalers
ATEX Classified for use in Ex Zones
Ex II 2Gc IIA T4

See page 86

Scraper, Flat Ex401
 Scraper, Angle Ex402
 Scraper, Triangular Ex403
 Scraper, Deck Ex405

When ordering, specify:

A = Aluminum Bronze

B = Copper Beryllium

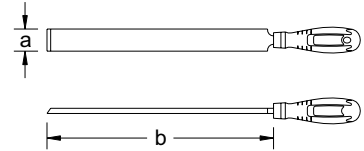
Example: Ex401-18A

or

Ex401-18B


SCRAPERS

**Ex401
Scraper, Flat**



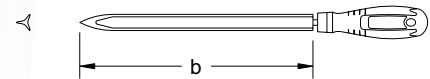
No.	a inch	b inch	Wt. lbs.	a mm	b mm	kg
Ex401-18	11/16	12	0.73	18	300	0.33
Ex401-30	1-3/16	12	1.17	30	300	0.53

**Ex402
Scraper, Angle**



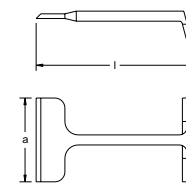
No.	a inch	l inch	Wt. lbs.	a mm	l mm	kg
Ex402-22	7/8	8	0.48	22	200	0.22
Ex402-25	1	12	0.78	25	300	0.36
Ex402-45	1-3/4	9	1.10	45	225	0.50
Ex402-50	2	12	1.57	50	300	0.71

**Ex403
Scraper, Triangular**



No.	b inch	Wt. lbs.	b mm	kg
Ex403-300	12	0.68	300	0.31

**Ex405
Scraper, Deck**



No.	a inch	l inch	Wt. lbs.	a mm	l mm	kg
Ex405-75	3	6	0.79	75	150	0.36
Ex405-125	5	9-3/8	2.18	125	235	0.99

When ordering, specify:

A = Aluminum Bronze

B = Copper Beryllium

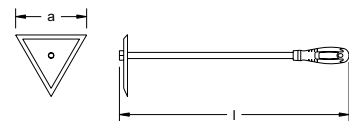
Example: Ex406-150A

or

Ex406-150B

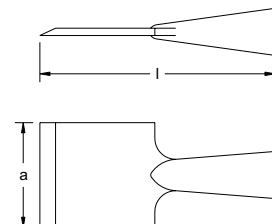

Scraper, Plate Ex406
 Scraper, Long Blade, Handle Not Included Ex407
 Knife, Putty/Hand Scraper Ex408
 Spatula Ex408S

**Ex406
 Scraper, Plate**



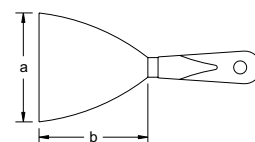
No.	a inch	l inch	Wt. lbs.	a mm	l mm	kg
Ex406-150	6	19-3/8	2.01	150	485	0.91

**Ex407
 Scraper, Long Blade
 (Handle Not Included)**



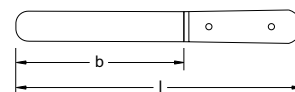
No.	a inch	l inch	Wt. lbs.	a mm	l mm	kg
Ex407-60	2-3/8	7-3/8	1.10	60	185	0.50
Ex407-100	4	9	2.82	100	225	1.28
Ex407-125	5	9	3.24	125	225	1.47
Ex407-150	6	7-3/16	2.45	150	180	1.11

**Ex408
 Knife, Putty / Hand Scraper**



No.	a inch	b inch	Wt. lbs.	a mm	b mm	kg
Ex408-25	1	4	0.11	25	100	0.05
Ex408-30	1-3/16	4	0.12	30	100	0.05
Ex408-40	1-9/16	4	0.14	40	100	0.07
Ex408-50	2	4	0.17	50	100	0.08
Ex408-60	2-3/8	4	0.19	60	100	0.09
Ex408-75	3	4	0.22	75	100	0.10
Ex408-80	3-3/16	4	0.24	80	100	0.11
Ex408-100	4	4	0.28	100	100	0.13

**Ex408S
 Spatula**

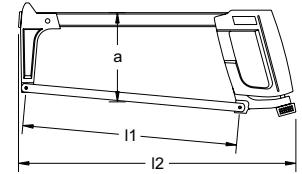


No.	b inch	l inch	Wt. lbs.	b mm	l mm	kg
Ex408S-6	5-3/4	9-3/4	0.25	146	248	0.11

Hacksaw Frame Ex118A
 Hacksaw Blade Ex118B
 Saw, Hand (8 teeth/inch) Ex119

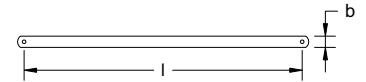
SAWS

Ex118A
Hacksaw Frame
Aluminum Bronze (AlBr) only



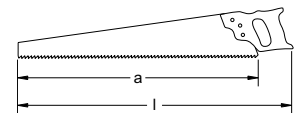
No.	a inch	l1 inch	l2 inch	Wt. lbs.	a mm	l1 mm	l2 mm	kg
Ex118A-395A	5-1/8	12	15-3/4	1.19	128	300	395	0.54

Ex118B
Hacksaw Blade
Copper Beryllium (CuBe) only



No.	b inch	l inch	Wt. lbs.	b mm	l mm	kg
Ex118B-300B	7/16	12	0.04	12	300	0.017

Ex119
Saw, Hand (8 teeth/inch)
Copper Beryllium (CuBe) only



No.	a inch	l inch	Wt. lbs.	a mm	l mm	kg
Ex119-600B	24	27-3/16	1.12	600	680	0.51

CUTTING

When ordering, specify:

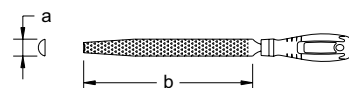
B = Copper Beryllium

Example: Ex411-200B

FILES

Ex411 File, Half Round, Bastard

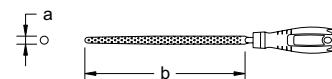
Copper Beryllium (CuBe) only



No.	a inch	b inch	Wt. lbs.	a mm	b mm	kg
Ex411-200B	3/4	8	0.41	20	200	0.19
Ex411-250B	15/16	10	0.73	24	250	0.33

Ex411R File, Round

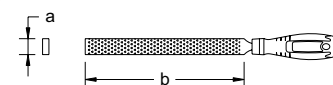
Copper Beryllium (CuBe) only



No.	a inch	b inch	Wt. lbs.	a mm	b mm	kg
Ex411R-100B	9/64	4	0.02	3.5	100	0.01
Ex411R-200B	9/32	8	0.15	7	200	0.07

Ex411F File, Flat, Bastard

Copper Beryllium (CuBe) only



No.	a inch	b inch	Wt. lbs.	a mm	b mm	kg
Ex411F-200B	3/4	8	0.41	20	200	0.19

UTILITY TOOLS

Shovels – page 65

Hatchets / Axes – page 66

Bars – pages 66-67

Picks/Forks – pages 68-69



When ordering, specify:

A = Aluminum Bronze

B = Copper Beryllium

Example: Ex1005-250A

or

Ex1005-250B

Dust Pan Ex1004

Shovel, Square Point with Long Handle Ex1005

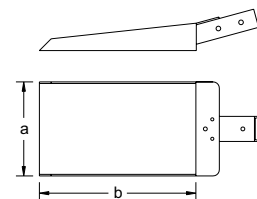
Shovel, Round Point with Long Handle Ex1006

Spade, Edging with D-Grip Ex1007

Ex1004

Dust Pan

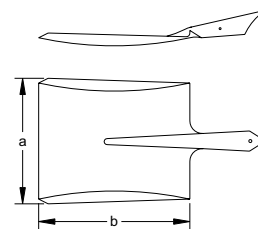
Copper Beryllium (CuBe) only



No.	a inch	b inch	Wt. lbs.	a mm	b mm	kg	Handle Length
Ex1004-120B	4-3/4	8	0.79	120	200	0.36	12.5"/320mm

Ex1005

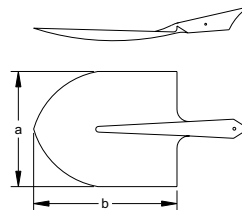
Shovel, Square Point With Long Handle



No.	a inch	b inch	Wt. lbs.	a mm	b mm	kg	Handle Length
Ex1005-250	10	12	2.56	250	300	1.16	47"/1200mm

Ex1006

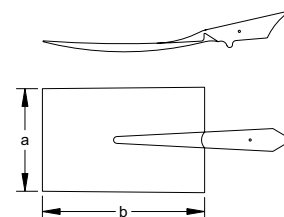
Shovel, Round Point With Long Handle



No.	a inch	b inch	Wt. lbs.	a mm	b mm	kg	Handle Length
Ex1006-243	9-11/16	12	2.82	243	300	1.28	47"/1200mm

Ex1007

Spade, Edging with D-Grip



No.	a inch	b inch	Wt. lbs.	a mm	b mm	kg	Handle Length
Ex1007-180	7-3/16	11-3/8	2.62	180	285	1.19	31.5"/800mm

Hatchet Ex1202
 Axe, Pick Head Ex1203
 Caulking Tool Ex308B

When ordering, specify:

A = Aluminum Bronze

B = Copper Beryllium

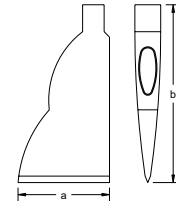
Example: Ex1202-85A

or

Ex1202-85B

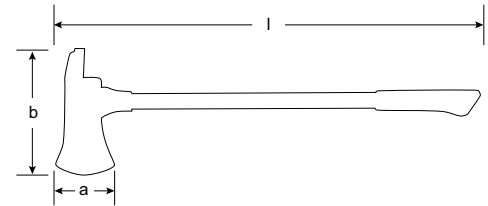
HATCHETS / AXES

**Ex1202
 Hatchet
 w/ Nupla Handle**



No.	a inch	b inch	Wt. lbs.	a mm	b mm	kg	Handle Length
Ex1202-85	3-13/32	6-19/32	2.71	85	165	1.23	14"/360mm

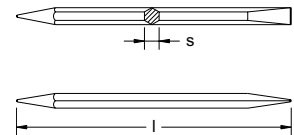
**Ex1203
 Axe, Pick Head
 w/ Nupla Handle**



No.	a inch	b inch	l inch	Wt. lbs.	a mm	b mm	l mm	kg
Ex1203-1850	5	12	36-7/23	4.00	125	300	920	1.85
Ex1203-2950	5	12	36-7/23	6.50	125	300	920	2.95

BARS

**Ex308B
 Caulking Tool**



No.	s inch	l inch	Wt. lbs.	s mm	l mm	kg
Ex308B-32/10	1-1/4	40	15.06	32	1000	6.83
Ex308B-36/12	1-7/16	48	23.16	36	1200	10.51
Ex308B-36/15	1-7/16	60	28.72	36	1500	13.03
Ex308B-50/10	2	40	36.13	50	1000	16.39
Ex308B-50/12	2	48	44.25	50	1200	20.07

When ordering, specify:

A = Aluminum Bronze

B = Copper Beryllium

Example: Ex1013-310A

or

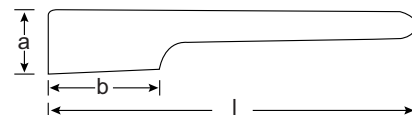
Ex1013-310B

Drum Opener, Carbide Ex1013

Bar, Pinch Ex1301

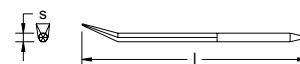
Angle Tracing Point Ex1302

Bar, Crow Ex1303



Ex1013 Drum Opener, Carbide

No.	a inch	b inch	l inch	Wt. lbs.	a mm	b mm	l mm	kg
Ex1013-310	1-3/4	3	12-3/8	1.58	45	75	310	0.71



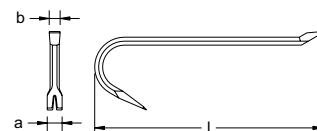
Ex1301 Bar, Pinch

No.	s inch	l inch	Wt. lbs.	s mm	l mm	kg
Ex1301-500	3/4	20	2.69	19	500	1.22
Ex1301-800	7/8	32	5.56	23	800	2.52
Ex1301-1000	1-1/8	40	11.04	28	1000	5.01
Ex1301-1000L	1-3/16	40	12.50	30	1000	5.67



Ex1302 Angle Tracing Point

No.	s inch	l1 inch	l2 inch	Wt. lbs.	s mm	l1 mm	l2 mm	kg
Ex1302-300	5/8	4-5/8	12	1.28	16	116	300	0.58
Ex1302-500	5/8	4-5/8	20	2.11	16	116	500	0.96
Ex1302-600	3/4	5-9/16	24	3.93	20	140	600	1.78
Ex1302-800	7/8	6-7/16	32	6.30	22	162	800	2.86

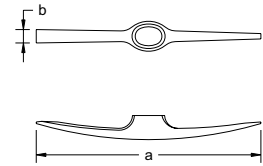


Ex1303 Bar, Crow

No.	a inch	b inch	l inch	Wt. lbs.	a mm	b mm	l mm	kg
Ex1303-460	1-3/16	7/8	18-3/8	3.06	30	22	460	1.39
Ex1303-600	1-3/8	1-1/8	24	5.07	35	28	600	2.30
Ex1303-760	1-3/8	1-1/8	30-3/8	7.09	35	28	760	3.22
Ex1303-900	1-3/8	1-1/8	36	7.76	35	28	900	3.52

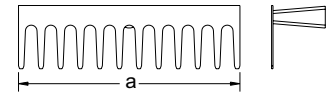
PICKS / FORKS

Ex1008
Pick, Railroad or Clay
 (Handle Included)



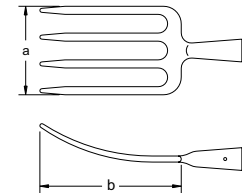
No.	a inch	b inch	Wt. lbs.	a mm	b mm	kg	Handle Length
Ex1008-420	16-3/4	1	2.65	420	25	1.20	36"/920mm
Ex1008-560	22-3/8	1-3/16	4.54	560	30	2.06	36"/920mm
Ex1008-640	25-9/16	1-3/8	9.85	640	35	4.47	36"/920mm

Ex1009
Rake
 (Handle Included)



No.	a inch	Wt. lbs.	a mm	kg	Handle Length
Ex1009-300	12	0.73	300	0.33	53"/1350mm

Ex1010
Fork, Garden
 (Single Cast, Handle Included)



No.	a inch	b inch	Wt. lbs.	a mm	b mm	kg	Handle Length
Ex1010-175	7	11-3/16	4.10	175	280	1.86	47"/1200mm

UTILITY

When ordering, specify:

A = Aluminum Bronze

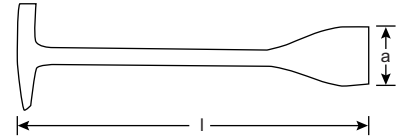
B = Copper Beryllium

Example: Ex1014-400A

or

Ex1014-400B

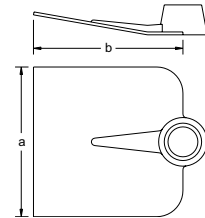
**Ex1014
Scraper, Pick and Scaler**



No.	a inch	l inch	Wt. lbs.	a mm	l mm	kg
Ex1014-400	3	16	3.44	75	400	1.56
Ex1014-450	3	17-23/32	2.43	75	450	1.10

**Ex1015
Hoe, Planters' / Mixing
Angled Blade**

(Handle Included)



No.	a inch	b inch	Wt. lbs.	a mm	b mm	kg	Handle Length
Ex1015-200	4	4	4.14	200	200	1.88	36"/920mm

MISCELLANEOUS TOOLS

Brushes – pages 71

Bung Wrenches – page 72

Clamps – page 73

Special Tools – pages 73-75

Ex996
Brush, Spark Plug Cleaning

Phosphorus Copper only



No.	Description	a inch	l inch
Ex996-3PC	3 rows of bristles	1/2	7

Ex1001
Brush, Straight Handle, Scratch


Aluminum Bronze (AlBr) only



No.	Rows	b inch	Wt. lbs.	b mm	kg
Ex1001-3A	3	11-3/16	0.33	280	0.15
Ex1001-4A	4	11-3/16	0.44	280	0.20

Ex1002
Brush, Flat Back, Scratch

Aluminum Bronze (AlBr) only



No.	Rows	b inch	Wt. lbs.	b mm	kg
Ex1002-5A	5	7-3/8	0.66	185	0.3

MISCELLANEOUS

Wrench, Bung Ex110
 Wrench, Bung (Fits 3/4" & 2" Bungs) Ex110ES
 Wrench, Bung (For 22 Different Bungs) Ex110S
 Wrench, Bung Ex213

When ordering, specify:

A = Aluminum Bronze

B = Copper Beryllium

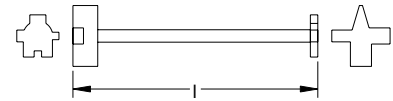
Example: Ex110-400A

or

Ex110-400B

BUNG WRENCHES

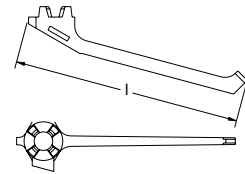
**Ex110
Wrench, Bung**



No.	l inch	Wt. lbs.	l mm	kg
Ex110-400	15-3/4	4.28	400	1.94

**Ex110ES
Wrench, Bung**

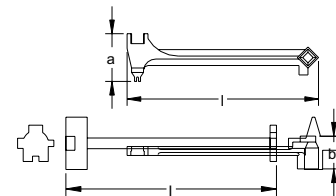
Fits 3/4" & 2" Bungs



No.	l inch	Wt. lbs.	l mm	kg
Ex110ES-305	12-3/16	1.65	305	0.75

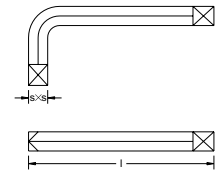
**Ex110S
Wrench, Bung**

For 22 Different Bungs



No.	a inch	b inch	l inch	Wt. lbs.	a mm	b mm	l mm	kg
Ex110S-385	3-13/16	2-5/8	15-3/8	4.01	96	66	385	1.82

**Ex213
Wrench, Bung**



No.	s inch	l inch	Wt. lbs.	s mm	l mm	kg
Ex213-22	7/8	10-3/16	1.41	22	255	0.64
Ex213-24	15/16	10-3/16	1.75	24	255	0.78
Ex213-27	1-1/16	12-3/8	2.65	27	310	1.20
Ex213-32	1-1/4	12-3/8	3.78	32	310	1.71

MISCELLANEOUS

When ordering, specify:

A = Aluminum Bronze

B = Copper Beryllium

Example: Ex211-160A

or

Ex211-160B

Clamp, Grounding Ex211

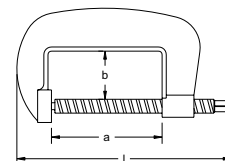
Clamp, C-Type Ex901

Parallel Vise Ex902

Flange Spreader Ex1102

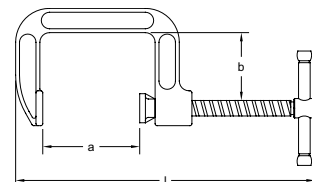
CLAMPS

Ex211
Clamp, Grounding



No.	a inch	b inch	l inch	Wt. lbs.	a mm	b mm	l mm	kg
Ex211-160	6-3/8	2-3/4	12-3/8	7.87	160	69.5	310	3.57

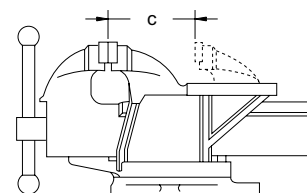

Ex901
Clamp, C-Type



No.	a max inch	b inch	l inch	Wt. lbs.	a max mm	b mm	l mm	kg
Ex901-100	4	2-3/4	12-3/8	3.77	100	70	309	1.71

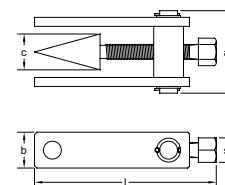
SPECIAL TOOLS

Ex902
Parallel Vise



No.	c max inch	Wt. lbs.	c max mm	kg
Ex902-100	4	37.21	100	16.88
Ex902-125	5	43.30	125	19.64

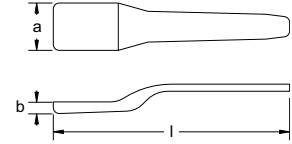
Ex1102
Flange Spreader



No.	a inch	b inch	c inch	s inch	l inch	Wt. lbs.	a mm	b mm	c mm	s mm	l mm	kg
Ex1102-60	5-9/16	2-3/8	2-3/8	1-13/16	12-3/16	14.53	140	60	60	46	305	6.59

MISCELLANEOUS

**Ex308A
 Caulking Tool**



No.	a inch	b inch	l inch	Wt. lbs.	a mm	b mm	l mm	⚖️ kg
Ex308A-200	1-9/16	3/8	8	0.87	40	10	200	0.40

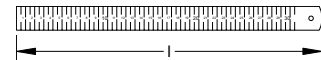
**Ex1017
 Bucket**

Aluminum Bronze (AlBr) only



No.	volume gallon	dia. x ht. inch	Wt. lbs.	volume l	dia. x ht. mm	⚖️ kg
Ex1017-300	2.6	10-5/8 x 11	6.61	10	270 x 280	3.0

**Ex1601
 Ruler**



No.	l inch	Wt. lbs.	l mm	⚖️ kg
Ex1601-300	13-3/8	0.15	335	0.07
Ex1601-500	21-11/16	0.24	543	0.11

MISCELLANEOUS

When ordering, specify:

A = Aluminum Bronze

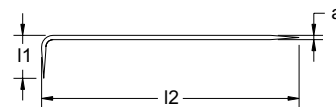
B = Copper Beryllium

Example: Ex302-3A

or

Ex302-3B

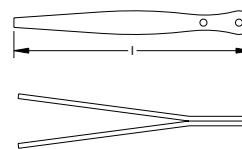
Ex302 Scriber / Marking Tool



No.	a inch	l ₁ inch	l ₂ inch	Wt. lbs.	a mm	l ₁ mm	l ₂ mm	kg
Ex302-3	1/8	1-3/6	7-3/16	0.02	3	30	180	0.011
Ex302-4	5/32	1-3/8	7-3/4	0.04	4	35	195	0.02
Ex302-5	3/16	1-9/16	8-3/8	0.09	5	40	210	0.04
Ex302-6	1/4	1-3/4	9	0.13	6	45	225	0.06

Ex610 Tweezer

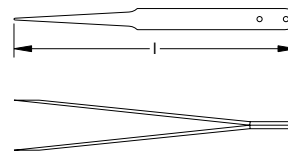
Copper Beryllium (CuBe) only



No.	l inch	Wt. lbs.	l mm	kg
Ex610-100B	4	0.05	100	0.022
Ex610-200B	8	0.13	200	0.061

Ex610S Tweezer

Copper Beryllium (CuBe) only



No.	l inch	Wt. lbs.	l mm	kg
Ex610S-155B	6-3/16	0.10	155	0.046

CS Unitec Tool Kits

- Screwdriver Kit
- Combination Wrench Kit
- Allen Wrench Kit
- Socket Sets
- Custom-Designed Kits



When ordering, specify:

A = Aluminum Bronze

B = Copper Beryllium

Example: Ex206-KitA

or

Ex206-KitB

Ex801-KitB
Screwdriver Kit *Copper Beryllium (CuBe) only*
 (Pouch Included)

No.	Dimensions	Quantity
Ex801-6B	1/4" x 6"	1
Ex801-8B	5/16" x 6"	1
Ex801-10B	3/8" x 12"	1
Ex803-1B	No. 1 x 3"	1
Ex803-2B	No. 2 x 4"	1
Ex803-3B	No. 3 x 6"	1



Ex206-Kit
Combination Wrench Kit
 (Pouch Included)

No.	Dimensions	Quantity
Ex206-020U	3/8"	1
Ex206-030U	7/16"	1
Ex206-035U	1/2"	1
Ex206-040U	9/16"	1
Ex206-050U	5/8"	1
Ex206-060U	3/4"	1
Ex206-075U	7/8"	1



Ex209-KitB
Allen Wrench Kit *Copper Beryllium (CuBe) only*
 (Pouch Included)

No.	Dimensions	Quantity
Ex209-005UB	1/16"	1
Ex209-010UB	5/64"	1
Ex209-015UB	3/32"	1
Ex209-020UB	1/8"	1
Ex209-030UB	5/32"	1
Ex209-035UB	3/16"	1
Ex209-040UB	7/32"	1
Ex209-045UB	1/4"	1
Ex209-050UB	5/16"	1
Ex209-055UB	3/8"	1



Metric Allen Wrench Kits on next page.

Sockets 1/4" Drive (Case Included)
Ex1520-Kit

No.	Dimensions	Quantity	Description
Ex1503AA-010U	3/16"	1	Socket, 1/4" drive
Ex1503AA-012U	7/32"	1	Socket, 1/4" drive
Ex1503AA-015U	1/4"	1	Socket, 1/4" drive
Ex1503AA-017U	9/32"	1	Socket, 1/4" drive
Ex1503AA-020U	5/16"	1	Socket, 1/4" drive
Ex1503AA-022U	11/32"	1	Socket, 1/4" drive
Ex1503AA-025U	3/8"	1	Socket, 1/4" drive
Ex1503AA-030U	7/16"	1	Socket, 1/4" drive
Ex1503AA-035U	1/2"	1	Socket, 1/4" drive
Ex1503AA-040U	9/16"	1	Socket, 1/4" drive
Ex1501S-AA	1/4" drive	1	Ratchet
Ex1502-AA	1/4" drive	1	Sliding Bar
Ex1504AA-100U	1/4" drive	1	Extension Bar
Ex1506AA	1/4" drive	1	Hinged Handle

Ex1520-Met Kit

No.	Dimensions	Quantity	Description
Ex1503AA-4	4mm	1	Socket, 1/4" drive
Ex1503AA-5	5mm	1	Socket, 1/4" drive
Ex1503AA-6	6mm	1	Socket, 1/4" drive
Ex1503AA-7	7mm	1	Socket, 1/4" drive
Ex1503AA-8	8mm	1	Socket, 1/4" drive
Ex1503AA-9	9mm	1	Socket, 1/4" drive
Ex1503AA-10	10mm	1	Socket, 1/4" drive
Ex1503AA-11	11mm	1	Socket, 1/4" drive
Ex1503AA-12	12mm	1	Socket, 1/4" drive
Ex1503AA-13	13mm	1	Socket, 1/4" drive
Ex1501S-AA	1/4" drive	1	Ratchet
Ex1502-AA	1/4" drive	1	Sliding Bar
Ex1504AA-100U	1/4" drive	1	Extension Bar
Ex1506AA	1/4" drive	1	Hinged Handle

When ordering, specify:

A = Aluminum Bronze

B = Copper Beryllium

Example: Ex1500-KitA

or

Ex1500-KitB



Copper Beryllium (CuBe) only

Ex209-MetKitB

Allen Wrench Kit

(Pouch Included)

No.	Dimensions	Quantity
Ex209-1.5B	1.5mm	1
Ex209-2B	2mm	1
Ex209-2.5B	2.5mm	1
Ex209-3B	3mm	1
Ex209-4B	4mm	1
Ex209-5B	5mm	1
Ex209-6B	6mm	1
Ex209-7B	7mm	1
Ex209-8B	8mm	1
Ex209-9B	9mm	1
Ex209-10B	10mm	1

Copper Beryllium (CuBe) only

Ex209-MetKit 12B

Allen Wrench Kit

(Pouch Included)

No.	Dimensions	Quantity
Ex209-6B	6mm	1
Ex209-7B	7mm	1
Ex209-8B	8mm	1
Ex209-10B	10mm	1
Ex209-12B	12mm	1
Ex209-14B	14mm	1
Ex209-17B	17mm	1
Ex209-19B	19mm	1
Ex209-22B	22mm	1
Ex209-24B	24mm	1
Ex209-27B	27mm	1
Ex209-32B	32mm	1

Sockets 3/8" Drive (Case Included)

Ex1525-Kit

No.	Dimensions	Quantity	Description
Ex1503A-005U	1/4	1	Socket, 3/8" drive
Ex1503A-010U	5/16	1	Socket, 3/8" drive
Ex1503A-015U	3/8	1	Socket, 3/8" drive
Ex1503A-020U	7/16	1	Socket, 3/8" drive
Ex1503A-025U	1/2	1	Socket, 3/8" drive
Ex1503A-030U	9/16	1	Socket, 3/8" drive
Ex1503A-035U	5/8	1	Socket, 3/8" drive
Ex1503A-040U	11/16	1	Socket, 3/8" drive
Ex1503A-045U	3/4	1	Socket, 3/8" drive
Ex1503A-050U	13/16	1	Socket, 3/8" drive
Ex1503A-055U	7/8	1	Socket, 3/8" drive
Ex1501S-A	3/8" drive	1	Ratchet
Ex1502-A	3/8" drive	1	Sliding Bar
Ex1504A-75U	3/8" drive	1	Extension Bar
Ex1506A	3/8" drive	1	Hinged Handle

When ordering, specify:

A = Aluminum Bronze

B = Copper Beryllium

Example: Ex1530-KitA

or

Ex1530-KitB

Page intentionally left blank

Sockets Kits – 1/2" Drive

Ex1500-Kit 28-Piece Kit (Case Included)

No.	Dimensions	Quantity	Description
Ex1503B-005U	1/4"	1	Socket, 1/2" drive
Ex1503B-010U	5/16"	1	Socket, 1/2" drive
Ex1503B-015U	3/8"	1	Socket, 1/2" drive
Ex1503B-020U	7/16"	1	Socket, 1/2" drive
Ex1503B-025U	1/2"	1	Socket, 1/2" drive
Ex1503B-030U	9/16"	1	Socket, 1/2" drive
Ex1503B-035U	5/8"	1	Socket, 1/2" drive
Ex1503B-040U	11/16"	1	Socket, 1/2" drive
Ex1503B-045U	3/4"	1	Socket, 1/2" drive
Ex1503B-050U	13/16"	1	Socket, 1/2" drive
Ex1503B-055U	7/8"	1	Socket, 1/2" drive
Ex1503B-060U	15/16"	1	Socket, 1/2" drive
Ex1503B-065U	1"	1	Socket, 1/2" drive
Ex1503B-070U	1-1/16"	1	Socket, 1/2" drive
Ex1503B-075U	1-1/8"	1	Socket, 1/2" drive
Ex1503B-080U	1-3/16"	1	Socket, 1/2" drive
Ex1503B-085U	1-1/4"	1	Socket, 1/2" drive
Ex1503B-090U	1-5/16"	1	Socket, 1/2" drive
Ex1503B-095U	1-3/8"	1	Socket, 1/2" drive
Ex1503B-100U	1-7/16"	1	Socket, 1/2" drive
Ex1503B-110U	1-1/2"	1	Socket, 1/2" drive
Ex1501S-B	1/2" drive	1	Ratchet
Ex1502-B	1/2" drive	1	Sliding Bar
Ex1504B-100	1/2" drive	1	Extension Bar
Ex1504B-250	1/2" drive	1	Extension Bar
Ex1506B	1/2" drive	1	Hinged Handle
Ex1507B	1/2" drive	1	Universal Joint

Ex1535-Kit 10-Piece Kit (Case Included)

No.	Dimensions	Quantity	Description
Ex1503B-025U	1/2"	1	Socket, 1/2" drive
Ex1503B-040U	11/16"	1	Socket, 1/2" drive
Ex1503B-055U	7/8"	1	Socket, 1/2" drive
Ex1503B-070U	1-1/16"	1	Socket, 1/2" drive
Ex1503B-085U	1-1/4"	1	Socket, 1/2" drive
Ex1501S-B	1/2" drive	1	Ratchet
Ex1502-B	1/2" drive	1	Sliding Bar
Ex1504B-250	1/2" drive	1	Extension Bar
Ex1506B	1/2" drive	1	Hinged Handle

When ordering, specify:

A = Aluminum Bronze

B = Copper Beryllium

Example: Ex1530-KitA

or

Ex1530-KitB

Ex1530-Kit

20-Piece Kit (Case Included)

No.	Dimensions	Quantity	Description
Ex1503B-010U	5/16"	1	Socket, 1/2" drive
Ex1503B-015U	3/8"	1	Socket, 1/2" drive
Ex1503B-020U	7/16"	1	Socket, 1/2" drive
Ex1503B-025U	1/2"	1	Socket, 1/2" drive
Ex1503B-030U	9/16"	1	Socket, 1/2" drive
Ex1503B-035U	5/8"	1	Socket, 1/2" drive
Ex1503B-040U	11/16"	1	Socket, 1/2" drive
Ex1503B-045U	3/4"	1	Socket, 1/2" drive
Ex1503B-050U	13/16"	1	Socket, 1/2" drive
Ex1503B-055U	7/8"	1	Socket, 1/2" drive
Ex1503B-060U	15/16"	1	Socket, 1/2" drive
Ex1503B-065U	1"	1	Socket, 1/2" drive
Ex1503B-070U	1-1/16"	1	Socket, 1/2" drive
Ex1503B-075U	1-1/8"	1	Socket, 1/2" drive
Ex1503B-085U	1-1/4"	1	Socket, 1/2" drive
Ex1501S-B	1/2" drive	1	Ratchet
Ex1502-B	1/2" drive	1	Sliding Bar
Ex1504B-250	1/2" drive	1	Extension Bar
Ex1506B	1/2" drive	1	Hinged Handle

Ex1530-Met Kit

28-Piece Kit (Case Included)

No.	Dimensions	Quantity	Description
Ex1503B-8	8mm	1	Socket, 1/2" drive
Ex1503B-10	10mm	1	Socket, 1/2" drive
Ex1503B-11	11mm	1	Socket, 1/2" drive
Ex1503B-12	12mm	1	Socket, 1/2" drive
Ex1503B-13	13mm	1	Socket, 1/2" drive
Ex1503B-14	14mm	1	Socket, 1/2" drive
Ex1503B-15	15mm	1	Socket, 1/2" drive
Ex1503B-16	16mm	1	Socket, 1/2" drive
Ex1503B-17	17mm	1	Socket, 1/2" drive
Ex1503B-18	18mm	1	Socket, 1/2" drive
Ex1503B-19	19mm	1	Socket, 1/2" drive
Ex1503B-20	20mm	1	Socket, 1/2" drive
Ex1503B-21	21mm	1	Socket, 1/2" drive
Ex1503B-22	22mm	1	Socket, 1/2" drive
Ex1503B-23	23mm	1	Socket, 1/2" drive
Ex1503B-24	24mm	1	Socket, 1/2" drive
Ex1503B-26	26mm	1	Socket, 1/2" drive
Ex1503B-27	27mm	1	Socket, 1/2" drive
Ex1503B-28	28mm	1	Socket, 1/2" drive
Ex1503B-30	30mm	1	Socket, 1/2" drive
Ex1503B-32	32mm	1	Socket, 1/2" drive
Ex1501S-B	1/2" drive	1	Ratchet
Ex1502-B	1/2" drive	1	Sliding Bar
Ex1504B-100	1/2" drive	1	Extension Bar
Ex1504B-250	1/2" drive	1	Extension Bar
Ex1506B	1/2" drive	1	Hinged Handle
Ex1507B	1/2" drive	1	Universal Joint

Sockets Kits – 3/4" Drive

Ex1540-Kit

16-Piece Kit (Case Included)

No.	Dimensions	Quantity	Description
Ex1503C-050U	1-5/16"	1	Socket, 3/4" drive
Ex1503C-055U	1-3/8"	1	Socket, 3/4" drive
Ex1503C-060U	1-7/16"	1	Socket, 3/4" drive
Ex1503C-065U	1-1/2"	1	Socket, 3/4" drive
Ex1503C-070U	1-9/16"	1	Socket, 3/4" drive
Ex1503C-075U	1-5/8"	1	Socket, 3/4" drive
Ex1503C-080U	1-11/16"	1	Socket, 3/4" drive
Ex1503C-085U	1-3/4"	1	Socket, 3/4" drive
Ex1503C-090U	1-13/16"	1	Socket, 3/4" drive
Ex1503C-095U	1-7/8"	1	Socket, 3/4" drive
Ex1503C-105U	2"	1	Socket, 3/4" drive
Ex1501S-C	3/4" drive	1	Ratchet
Ex1502-C	3/4" drive	1	Sliding Bar
Ex1504C-250	3/4" drive	1	Extension Bar
Ex1506C	3/4" drive	1	Hinged Handle

Ex1540-Met Kit

14-Piece Kit (Case Included)

No.	Dimensions	Quantity	Description
Ex1503C-22	22mm	1	Socket, 3/4" drive
Ex1503C-24	24mm	1	Socket, 3/4" drive
Ex1503C-27	27mm	1	Socket, 3/4" drive
Ex1503C-30	30mm	1	Socket, 3/4" drive
Ex1503C-32	32mm	1	Socket, 3/4" drive
Ex1503C-36	36mm	1	Socket, 3/4" drive
Ex1503C-41	41mm	1	Socket, 3/4" drive
Ex1503C-46	46mm	1	Socket, 3/4" drive
Ex1503C-50	50mm	1	Socket, 3/4" drive
Ex1501S-C	3/4" drive	1	Ratchet
Ex1502-C	3/4" drive	1	Sliding Bar
Ex1504C-100	3/4" drive	1	Extension Bar
Ex1506C	3/4" drive	1	Hinged Handle

When ordering, specify:

A = Aluminum Bronze

B = Copper Beryllium

Example: Ex2211-KitA

or

Ex2211-KitB

Ex2000-KitB

24-Piece Kit *Copper Beryllium (CuBe) only*

(Case Included)

No.	Dimensions	Quantity	Description
Ex101U-0100B	1 lb.	1	Ball Peen Hammer
Ex104U-0500B	5 lb.	1	Sledge Hammer
Ex106U-0100B	1 lb.	2	Scaling Hammers
Ex207-50B	2"	1	Valve Wrench
Ex301C-030UB	3/8" x 6" x 9/16"	1	Drift Pin Barrel
Ex304-200B	7/8" x 8"	1	Flat Chisel
Ex402-45B	1-3/4" x 9"	2	Angle Scraper
Ex403-300B	12"	1	Triangle Scraper
Ex407-60B	2-3/8"	2	Long Blade Scraper
Ex501-10B	10"	1	Adjustable End Wrench
Ex501-15B	15"	1	Adjustable End Wrench
Ex502-12B	12"	1	Pipe Wrench
Ex604-10B	10"	1	Groove Joint Pliers
Ex801-8B	5/16" x 6"	1	Screwdriver - Flat
Ex801-10SB	3/8" x 8"	1	Screwdriver - Flat
Ex1001-3A	3 Rows	2	Brass Brush
Ex1004-120B	8"	2	Dust Pan
Ex1301-500B	3/4" x 20"	1	Pinch Bar

Ex2211-Kit

11-Piece Kit (Case Included)

No.	Dimensions	Quantity	Description
Ex408-30	1-3/16"	1	Putty Knife
Ex501-6	6"	1	Adjustable End Wrench
Ex501-10	10"	1	Adjustable End Wrench
Ex502-10	10"	1	Pipe Wrench
Ex604-10	10"	1	Groove Joint Pliers
Ex605-8	8"	1	Adjustable Pliers
Ex122U-0100	1 lb.	1	Claw Hammer
Ex803-2B	No. 2 x 4"	1	Screwdriver - Phillips
Ex801-6B	1/4" x 6"	1	Screwdriver - Standard
Ex1001-4A	4 Rows	1	Brass Brush

AIR AND HYDRAULIC TOOLS *for Ex and ATEX Zones*

**ATEX Classified
Air and Hydraulic Tools**



Ex II 2 GcT5
(Model No. 5 1217 0020)

- Air reciprocating saws for cutting steel and pipe up to 6" dia.
- ATEX hydraulic models also available

Ex II 2 GcT5
(Model Nos. 5 1212 0050 and 5 1212 0010)

- Portable air hacksaws for on-site cutting of pipe up to 30" OD and structural steel
- ATEX hydraulic models also available



Ex II 2 GcT6
(Model No. 2 2404 0010)

- Pneumatic SDS Plus and SDS Max rotary hammer drills
- Hydraulic models also available

Ex II 2 GcT6
(Model Nos. AB-4300-2 and AB-4300-2R)

- Pneumatic drill and air-operated magnet
- Up to 2-1/16" dia. holes
- Hydraulic models also available



Air Operated




Ex IM 2 cT6
(Model Nos. 6 1014 0010, 6 1055 0010, 6 1056 0010, 6 1057 0010 and 6 1061 0010)

- Pneumatic nut runners for turning valves, tightening, tapping, reaming, pipe beveling, expanding and more
- Hydraulic models also available

Ex II 2 GcT6
(Model Nos. 6 1034 0010, 6 1316 0040, 6 1316 0050, 6 1410 0010 and 6 1417 0040)

Ex II 2 GcT5
(Model No. 6 1515 0010)

- Impact wrenches for removing and tightening bolts up to 2-1/8"
- 1/2", 3/4", 1" and 1-1/2" sq. drive
- Models for underwater use available



Ex II 2 GcT6 (Model No. 5 6003 0010)
Ex IM 2 cT6 (Model No. 5 6003 0010)

- Portable pneumatic band saws cut up to 7" OD
- ATEX hydraulic models also available

Caution: User must follow all appropriate safety regulations when choosing a tool for their particular working environment.



ATEX Classified Power Tools Ensure a High Level of Safety in Explosive Atmospheres

Working in explosive atmospheres carries many challenges, the most important of which is the safety of the workers. An explosive atmosphere is defined as one in which enough flammable gas, mist, vapor or dust is mixed with air to cause an explosion if ignition occurs. The source of ignition could be either electrical or mechanical in origin. The requirements for controlling explosive atmospheres, as well as the standards for equipment and protective systems used in them, are outlined in the ATEX Directive 94/9/EC (ATEX Group-95).

ATEX (ATmospheres EXplosibles) is a directive outlining a number of technical and quality objectives that must be complied with to the satisfaction of a third party certification association. This directive is addressed to those who design, manufacture or sell any equipment intended for use in potentially explosive atmospheres. Once the objectives have been met, the approved product is marked with the appropriate ATEX classification label and Ex symbol (Ex). [For ATEX information, visit: http://ec.europa.eu/growth/sectors/mechanical-engineering/atex/index_en.htm]

Compliance with the ATEX directive has been a legal requirement in all European Union States since July 2003. The ATEX symbol is recognized internationally, providing safety assurances to users in EU states, as well as assuring users in the U.S. and other non-EU countries that the product was manufactured to high levels of safety.

CS Unitec, Inc., a company specializing in pneumatic, hydraulic and electric power tools for construction and industry, offers a comprehensive line of power tools ideal for the oil, gas and energy industries. ATEX classified pneumatic and hydraulic power tools from the company's line include selected models of reciprocating saws, hacksaws, rotary hammer drills, impact wrenches, portable band saws, nut runners, magnetic drills and more.

Four ATEX classification elements are used to ensure that a specific piece of equipment is appropriate for its intended purpose and can be safely used in a particular application. These four elements are: 1. Industrial or Mining Application; 2. Equipment Category; 3. Atmosphere; and 4. Temperature (see chart below).

	Group	Equipment Category	Atmosphere	Safety Design	Temperature (surface does not exceed)
ATEX 94/9/EC	II Surface Industry	1 Very High Level of Protection [Zone 0, 1, 2 or 20, 21, 22]	G Atmosphere Containing Gas, Vapors or Mist	c (previously known as "machine norms")	T1 842°F/450°C
					T2 572°F/300°C
					T3 392°F/200°C
	IM Mining Applications	2 High Level of Protection [Zone 1, 2 or 21, 22]	D Atmosphere Containing Dust		T4 275°F/135°C
					T5 212°F/100°C
					T6 185°F/85°C
	3 Normal Level of Protection [Zone 2 or 22]				

For example, CS Unitec's Pneumatic Reciprocating Saw, model number 5 1217 0020, is classified for Ex II 2 GcT5, making it appropriate for industrial Ex zones 1, 2 and 21, 22.

CAUTION: The user is responsible for following all safety regulations (OSHA, etc.) when choosing the appropriate tool for the hazards present.

For more information and product specifications on CS Unitec's ATEX classified industrial power tools, call 1-800-700-5919 (203-853-9522 international) or email info@csunitec.com.

For a FREE poster explaining Ex zones, visit www.csunitec.com/poster.

ATEX Classified Power Tools for Ex and Hot Work Zones – Air & Hydraulic

84

Classification	Industry	Level of Protection	Atmosphere	Temperature
Ex II 2Gc T6	Surface	High (Zone 1, 2 or 21, 22)	Contains gas, vapors or mists	Surface does not exceed 185°F/85°C
Ex II 2Gc IIB T6	Surface	High (Zone 1, 2 or 21, 22)	Contains gas, vapors or mists	Surface does not exceed 185°F/85°C
Ex II 2Gc T5	Surface	High (Zone 1, 2 or 21, 22)	Contains gas, vapors or mists	Surface does not exceed 212°F/100°C
Ex II 2Gc IIB T3	Surface	High (Zone 1, 2 or 21, 22)	Contains gas, vapors or mists	Surface does not exceed 392°F/200°C
Ex I M2c T6	Mining	High (Zone 1, 2 or 21, 22)		Surface does not exceed 185°F/85°C
Ex I M2c T5	Mining	High (Zone 1, 2 or 21, 22)		Surface does not exceed 212°F/100°C

**Drills & Drive Units
Pneumatic**



Model No.	Description	ATEX Classification
2 2089 0010	Drill, MT3 Lever Throttle, Pneumatic, 1.7 HP	Ex II 2Gc T6
2 2085 0010	Drill, MT2 Lever Throttle, Pneumatic, 1.7 HP	Ex II 2Gc T6
2 2082 0010	Drill, MT3 Lever Throttle, Pneumatic, 1.7 HP, 20 RPM	Ex II 2Gc T6
2 2084 0010	Drill, MT2 Lever Throttle, Pneumatic, 1.7 HP, 200 RPM	Ex II 2Gc T6
2 1266 0010	Drill, Pneumatic, 1/2", Pistol Grip	Ex II 2Gc T6
2 1260 0010	Drill, Pneumatic, 3/8", Pistol Grip	Ex I M2c T6
2 1261 0010	Drill, Pneumatic, 1/2", Pistol Grip	Ex I M2c T6
2 1310 0010	Drill, Pneumatic, 1/2" Geared Chuck & Key, D-Handle	Ex I M2c T6
2 1310 0020	Drill, Pneumatic, 1/2", Quick Chuck, D-Handle	Ex I M2c T6
2 1311 0010	Drill, Pneumatic, MT1, D-Handle	Ex I M2c T6

**Nut Runners
Pneumatic**



Model No.	Description	ATEX Classification
6 1014 0010	Nut Runner , Pneumatic, 1/2" Square Drive, 180 RPM	Ex I M2c T6
6 1055 0010	Nut Runner, Pneumatic, 3/4" Square Drive, 22 RPM	Ex I M2c T6
6 1056 0010	Nut Runner, Pneumatic, 3/4" Square Drive, 120 RPM	Ex I M2c T6
6 1057 0010	Nut Runner, Pneumatic, 3/4" Square Drive, 125 RPM	Ex I M2c T6
6 1061 0010	Nut Runner, Pneumatic, 7/8" Square Drive, 22 RPM	Ex I M2c T6

**Rotary Hammer Drills
Pneumatic**



Model No.	Description	ATEX Classification
2 2404 0010	Rotary Hammer Drill, Pneumatic, 1", SDS Plus	Ex II 2Gc T6
2 2408 0010	Rotary Hammer Drill, Pneumatic, 1", For Underground Mining	Ex I M2c T6




**Axial Fans
Pneumatic**

See pages 88-89 for more information on Axial Fans

Model No.	Description	ATEX Classification
8 1611 0300	Axial Fan, 12" Dia., Air Driven	Ex II 2Gc IIB T6
8 1531 0300	Axial Fan, 12" Dia., Air Driven	Ex II 2Gc IIB T6
8 1533 0300	Axial Fan, 20" Dia., Air Driven	Ex II 2Gc IIB T6
8 1534 0300	Axial Fan, 24" Dia., Air Driven	Ex II 2Gc IIB T6
8 1020 0840	Axial Fan, 12" Dia., Electric, 110 Volt, 50 Hz, Single Phase	Ex II 2Gc IIB T3
8 1020 0140	Axial Fan, 12" Dia., Electric, 230/440 V 50 Hz, 3-Phase	Ex II 2Gc IIB T3
8 1020 0870	Axial Fan, 12" Dia., Electric, 230 Volt, 50 Hz, Single Phase	Ex II 2Gc IIB T3
8 1020 0850	Axial Fan, 12" Dia., Electric, 110 Volt, 50 Hz, Single Phase	Ex II 2Gc IIB T3
8 1020 0860	Axial Fan, 12" Dia., Electric, 110 Volt, 50/60 Hz, Single Phase	Ex II 2Gc IIB T3

**Corner Drills
Pneumatic**



Model No.	Description	ATEX Classification
2 1701 0010	Corner Drill, Air, MT2, Lever Throttle	Ex I M2c T6
2 1701 0030	Corner Drill, Air, MT2, Roll Throttle	Ex I M2c T6
2 1801 0010	Corner Drill, Air, MT3, Lever Throttle	Ex I M2c T6
2 1801 0030	Corner Drill, Air, MT3, Roll Throttle	Ex I M2c T6

**Core Drill, Vacuum
Pneumatic**

Model No.	Description	ATEX Classification
2 1336 0010	Core Drill, Pneumatic, 3.75 HP	Ex I M2c T6
KAV30	Vacuum, Pneumatic	Ex II 2Gc T6



ATEX Classified Power Tools for Ex and Hot Work Zones – Air & Hydraulic

**Impact Wrenches
Air & Hydraulic**



See page 87 for more information on Impact Wrenches

**Chain Saws
Pneumatic**



Model No.	Description	ATEX Classification
6 1034 0010	Impact Wrench, Pneumatic, 1/2", 450 ft-lbs Torque	Ex II 2Gc T6
6 1316 0040	Impact Wrench, Pneumatic, 1", 995 ft-lbs Torque	Ex II 2Gc T6
6 1316 0050	Impact Wrench, Pneumatic, 3/4", 995 ft-lbs Torque	Ex II 2Gc T6
6 1410 0010	Impact Wrench, Pneumatic, 1", 1620 ft-lbs Torque	Ex II 2Gc T6
6 1417 0040	Impact Wrench, Pneumatic, 1-1/2", 3240 ft-lbs Torque	Ex II 2Gc T6
6 1515 0010	Impact Wrench, Hydraulic, 3/4", 1220 ft-lbs Torque	Ex II 2Gc T5
6 1514 0010	Impact Wrench, Hydraulic, 1", 1220 ft-lbs Torque	Ex II 2Gc T5
6 1035 0010	Impact Wrench, Pneumatic, 1/2", 450 ft-lbs Torque	Ex I M2c T6
6 1312 0010	Impact Wrench, Pneumatic, 3/4", 1327 ft-lbs Torque	Ex I M2c T6
6 1316 0010	Impact Wrench, Pneumatic, 1", 995 ft-lbs Torque	Ex I M2c T6
6 1316 0020	Impact Wrench, Pneumatic, 3/4", 995 ft-lbs Torque	Ex I M2c T6
6 1411 0020	Impact Wrench, Pneumatic, 1", 1620 ft-lbs Torque	Ex I M2c T6
6 1417 0010	Impact Wrench, Pneumatic, 1-1/2", 3240 ft-lbs Torque	Ex I M2c T6
6 1412 0010	Impact Wrench, Pneumatic, 1", 1364 ft-lbs Torque	Ex I M2c T6
6 1430 0010	Impact Wrench, Pneumatic, 1", 1900 ft-lbs Torque	Ex I M2c T6
6 1518 0010	Impact Wrench, Hydraulic, 3/4", 1220 ft-lbs Torque	Ex I M2c T5
6 1519 0010	Impact Wrench, Hydraulic, 1", 1220 ft-lbs Torque	Ex I M2c T5

Model No.	Description	ATEX Classification
5 1026 0010	Chain Saw, Pneumatic, Aluminum Housing With Brake	Ex II 2Gc T5
5 1027 0010	Chain Saw, Pneumatic, For Plastic With Brake	Ex II 2Gc T5
5 1028 0010	Underwater Chain Saw, Pneumatic, With Brake	Ex II 2Gc T5
5 1029 0010	Chain Saw, Pneumatic, with Chain Brake	Ex I M2c T5

**Saws Pneumatic & Hydraulic
Hacksaws • Band Saws • Reciprocating Saws**



**Portable Magnetic Drills
Pneumatic**

Model No.	Description	ATEX Classification
AB 4300-2	AIRBOR Mag Drill, Pneumatic (2 1330 0010)	Ex II 2Gc T6
AB 4300-2R	AIRBOR Mag Drill Extend Rack, Pneumatic (2 1330 0030)	Ex II 2Gc T6

Model No.	Description	ATEX Classification
5 6003 0010	AirBand Saw, Pneumatic,	Ex II 2Gc T6
5 6030 0010	AirBand Saw, Pneumatic, 4" x 4" Cutting, Stainless Steel Frame	Ex I M2c T6
5 6031 0010	AirBand Saw, Pneumatic, 7" x 7" Cutting, Stainless Steel Frame	Ex I M2c T6
5 6032 0010	AirBand Saw, Pneumatic, 4" x 7" Cutting, Stainless Steel Frame	Ex I M2c T6
5 1115 0020	Circular Saw, Pneumatic, 9" Dia.	Ex II 2Gc T5
5 1212 0010	Hacksaw, Pneumatic, Roll Throttle	Ex II 2Gc T5
5 1212 0050	Hacksaw, Pneumatic, Lever Throttle	Ex II 2Gc T5
5 1220 0010	Hacksaw, Hydraulic, Roll Throttle	Ex II 2Gc T5
5 1213 0010	Hacksaw, Pneumatic, Roll Throttle, ZAMAK	Ex I M2c T5
5 1213 9500	Magnetic Clamping Device for Hacksaw	Ex I M2c T5
5 1217 0020	Reciprocating Saw, Pneumatic, 1.3 HP	Ex II 2Gc T5
5 1219 0010	Reciprocating Saw, Hydraulic	Ex II 2Gc T5
PL905	Reciprocating Saw, Pneumatic, 1 HP	Ex II 2Gc T5
CL50	Reciprocating Saw, Pneumatic, 1 HP	Ex II 2Gc T5
CL75	Reciprocating Saw, Pneumatic, 1 HP	Ex II 2Gc T5
JP901	Reciprocating Saw, Pneumatic, 1 HP	Ex II 2Gc T5



Specially-designed for use in hazardous environments – equipped with Vibro-Lo™ low vibration technology

These specially engineered Trelawny VL203Ex, VL223Ex and VL303Ex needle scalers are:

- Fully certified to the classification: EX II 2Gc IIA T4 under the European Directive 94/9/EC
- Ideal for use in oil, gas & petrochemical industries such as refineries, offshore platforms, LPG terminals and all chemical processing environments.

ATEX Certified
For use in hazardous environments and ATEX and Ex Zones



Grip	Description	Model Number	Needle Quantity/ Diameter	Weight (lbs.)	Blows per minute	CFM @ 90 PSI	Noise Level db(A)	Vibration Levels m/s ²	
Inline	VL223Ex Needle Scaler with dust shroud	139.2103	19 / 3mm	5.25	2400	4	90.7	2.56	
Pistol	VL203Ex Needle Scaler with dust shroud	139.2303	19 / 3mm	6	2400	4	90.7	2.75	
	VL303Ex Needle Scaler with dust shroud	139.2433	28 / 3mm	7.75	3000	5	109.5	2.3	



Standard Features



Copper Beryllium needles – high strength with non-sparking and non-magnetic properties



Dust shroud to protect user from hazardous dust and debris



Fall arrestor eliminates the risk of dropping the tool causing injury or equipment damage



Vibro-Lo™ technology operates with 7x less vibration than standard models.



Kit includes ATEX-Certified needle scaler, extra set of Copper Beryllium needles, dust shroud, corner cuff, edge cuff, flat cuff and fall arrestor.

Optional Accessory

Anti-static lanyard available for use with the fall arrestor (P/N 415.3003)



Non-Sparking, Non-Magnetic Safety Hand Tools

CS Unitec offers a complete line of high-quality safety hand tools for use in Ex Zones, ATEX Zones and hazardous environments where hazardous, flammable or combustible vapors, liquids, dusts or residues may be present. **Contact us for more information!**



ATEX Models for use in Ex Zones and Hazardous Environments.

IMPACT WRENCHES

Pneumatic- and hydraulic-powered impact wrenches, ideal for tightening and removing bolts and screws up to 2-1/8"

CS Unitec's pneumatic and hydraulic impact wrenches are ideal for industrial, mining, assembly and subsea applications.

- High torque
- Best power-to-weight ratio



ATEX Classified

Ex II 2 GcT6
(Model Nos 6 1034 0010, 6 1316 0040, 6 1316 0050, 6 1410 0010 and 6 1417 0040)

Ex II 2 GcT5
(Model No 6 1515 0010)



6 1034 0010
1/2" Pneumatic Impact Wrench
450 ft.-lbs. torque
Multi-step throttle valve



Caution: User must follow all appropriate safety regulations when choosing a tool for their particular working environment.

Pneumatic Impact Wrenches

Order No.	Description	Max. Bolt Size	Tightening Torque (Hard)	Weight	ATEX Class	Subsea Models
6 1034 0010	1/2" Square Drive	3/4" (M 20)	450 ft.-lbs.	5.5 lbs.	Ex II 2 GcT6	
6 1316 0050	3/4" Square Drive	1-1/8" (M 30)	995 ft.-lbs.	12.3 lbs.	Ex II 2 GcT6	
6 1316 0070*	3/4" Square Drive	1-1/8" (M 30)	995 ft.-lbs.	12.3 lbs.		* For Underwater Use
6 1316 0040	1" Square Drive	1-1/8" (M 30)	995 ft.-lbs.	12.6 lbs.	Ex II 2 GcT6	
6 1316 0060*	1" Square Drive	1-1/8" (M 30)	995 ft.-lbs.	12.6 lbs.		* For Underwater Use
6 1410 0010	1" Square Drive	1-3/8" (M 36)	1620 ft.-lbs.	24.3 lbs.	Ex II 2 GcT6	
6 1417 0040	1-1/2" Square Drive	2-1/8" (M 56)	3240 ft.-lbs.	26.9 lbs.	Ex II 2 GcT6	

Hydraulic Impact Wrenches

Order No.	Description	Max. Bolt Size	Tightening Torque (Hard)	Weight	ATEX Class	Subsea Models
6 1515 0010*	3/4" Square Drive	1" (M 27)	1220 ft.-lbs.	18.1 lbs.	Ex II 2 GcT5	*For Underwater Use
6 1520 0010*	1" Square Drive	1-3/8" (M 36)	1840 ft.-lbs.	25.0 lbs.		*For Underwater Use



6 1316 0050
3/4" Pneumatic Impact Wrench
995 ft.-lbs. torque

6 1316 0040
1" Pneumatic Impact Wrench
995 ft.-lbs. torque



6 1410 0010
1" Pneumatic Impact Wrench
1620 ft.-lbs. torque

6 1417 0040
1-1/2" Pneumatic Impact Wrench
3240 ft.-lbs. torque



6 1515 0010
3/4" Hydraulic Impact Wrench
1220 ft.-lbs. torque



6 1520 0010*
1" Hydraulic Impact Wrench
1840 ft.-lbs. torque

See page 83 for information on ATEX

AXIAL FANS AND AIR MOVERS

Highly efficient, explosion-proof pneumatic- and electric-powered units for ventilating, exhausting and cooling.

CS Unitec's pneumatic and electric axial fans and air movers are ideal for ventilating, exhausting and cooling in applications such as ship holds, underground mining, shipyards, refineries, petrochemical plants, oil platforms, power plants, tunneling, construction and more.

Explosion Proof

For use in Ex Zones and Hazardous Environments

Electric fan motors are intrinsically safe, Ex.



Caution: User must follow all appropriate safety regulations when choosing a tool for their particular working environment.

Explosion-Proof Axial Fans, Pneumatic and Electric, 12" to 24" diameter



8 1020 Series Electric Axial Fans with protective grille on inlet side
2118 cfm output



8 1524 0300 Pneumatic Axial Fan, 24" dia.
12,353 cfm output @ 90 psi



8 1620 0010 Pneumatic Air Mover, 7" dia.
2366 cfm output @ 90 psi



W 70 Pneumatic Air Mover, 6" dia.
3000 cfm output @ 90 psi

Explosion-Proof Pneumatic Axial Fans and Air Movers

Order No.	Description	Diameter	Power	Volume Output	Air Pressure	Weight	dBA
8 1521 0300	Axial Fan	12"	Pneumatic	3240 cfm	90 psi	48.5 lbs.	101
8 1522 0300	Axial Fan	16"	Pneumatic	5720 cfm	90 psi	70.4 lbs.	92
8 1523 0300	Axial Fan	20"	Pneumatic	9170 cfm	90 psi	101.2 lbs.	90
8 1524 0300	Axial Fan	24"	Pneumatic	12,353 cfm	90 psi	127.6 lbs.	86
8 1603 0300	Axial Fan	12"	Pneumatic	2119 cfm	90 psi	28.6 lbs.	85
W 40	Air Mover	4"	Pneumatic	1140 cfm	90 psi	11 lbs.	91
W 70	Air Mover	6"	Pneumatic	3000 cfm	90 psi	22 lbs.	91
8 1620 0010	Air Mover	7"	Pneumatic	2366 cfm	90 psi	8 lbs.	104

Explosion-Proof Electric Axial Fans

Order No.	Description	Diameter	Power	Volume Output	Weight	dBA	ATEX Class
8 1020 0140	Axial Fan	12"	230/400 V 50 Hz 3-phase	2118 cfm	44 lbs.	86	Ex II 2 GcT3
8 1020 0840	Axial Fan	12"	110 V 50 Hz single phase	2118 cfm	45 lbs.	85	Ex II 2 GcT3
8 1020 0850*	Axial Fan	12"	110 V 50 Hz single phase	2118 cfm	45 lbs.	85	Ex II 2 GcT3
8 1020 0860*	Axial Fan	12"	110 V 50/60 Hz single phase	2118 cfm	45 lbs.	85	Ex II 2 GcT3
8 1020 0870	Axial Fan	12"	230 V 50 Hz single phase	2118 cfm	45 lbs.	85	Ex II 2 GcT3

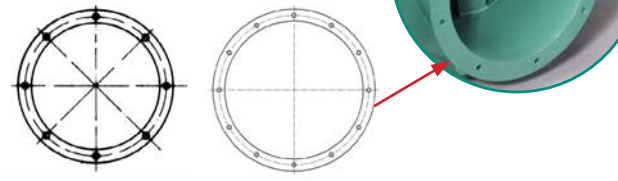
* with switch and cable

Optional Accessories

9 3001 0010	Mounting Flange for 12" Axial Fans, DIN 21603 (1 or 2 per fan)
9 3001 0020	Mounting Flange for 16" Axial Fans, DIN 21603 (1 or 2 per fan)
9 3001 0030	Mounting Flange for 20" Axial Fans, DIN 21603 (1 or 2 per fan)
9 3001 0040	Mounting Flange for 24" Axial Fans, DIN 21603 (1 or 2 per fan)
8 1501 7010	Protective Grille for 12" Axial Fan (1 or 2 per fan)
8 1502 7010	Protective Grille for 16" Axial Fan (1 or 2 per fan)
8 1503 9010	Protective Grille for 20" Axial Fan (1 or 2 per fan)
8 1504 7010	Protective Grille for 24" Axial Fan (1 or 2 per fan)
8 1601 2070	Protective Grille for 8 1020 Fans (1 or 2 per fan)
9 3707 0020	Grounding Cable
9 3709 0260	Connecting Piece, Antistatic, for 12" Axial Fan (dwg 1)
9 3709 0270	Connecting Piece, Antistatic, for 16" Axial Fan (dwg 1)
9 3709 0280	Connecting Piece, Antistatic, for 20" Axial Fan (dwg 1)
9 3709 0290	Connecting Piece, Antistatic, for 24" Axial Fan (dwg 1)
9 3709 0300	Quick-seal Coupling, Antistatic, for 12" Axial Fan (dwg 2)
9 3709 0310	Quick-seal Coupling, Antistatic, for 16" Axial Fan (dwg 2)
9 3709 0320	Quick-seal Coupling, Antistatic, for 20" Axial Fan (dwg 2)
9 3709 0330	Quick-seal Coupling, Antistatic, for 24" Axial Fan (dwg 2)
9 3709 0220	Plastic Ducting, 16' long, Antistatic, for 12" Axial Fan (dwg 3)
9 3709 0230	Plastic Ducting, 16' long, Antistatic, for 16" Axial Fan (dwg 3)
9 3709 0240	Plastic Ducting, 16' long, Antistatic, for 20" Axial Fan (dwg 3)
9 3709 0250	Plastic Ducting, 16' long, Antistatic, for 24" Axial Fan (dwg 3)
9 3703 0050	Adapter, dia. 12"/8" (dwg 4)
9 3709 0060	Steel Ducting, dia. 8", 15' long (dwg 5)
9 3709 0130	Plastic Hose, dia. 8", 15' long (dwg 5)
9 3702 0030	Suction Nozzle, 12"/8" (dwg 6)
9 3703 0020	Y-piece, 2x6", Antistatic (dwg 7)
9 3709 0040	Steel Ducting, NW 6", 15' long (dwg 8)
9 3709 0110	Plastic Hose, NW 6", 15' long (dwg 8)
9 3702 0020	Suction Nozzle, 6"/9" (dwg 9)

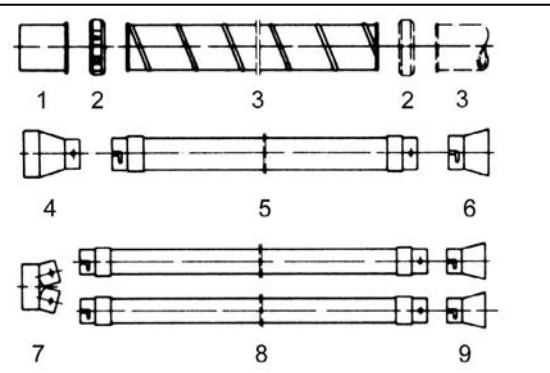
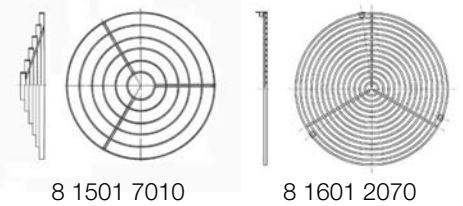
Mounting Flanges

For fitting fans to flanged pipes for suction or discharge



Protective Grilles

For use on non-ducted fans.



Caution: User must follow all appropriate safety regulations when choosing a tool for their particular working environment.

REDUCED SPARKING GRINDING AND CUTTING DISCS

Designed for grinding and cutting steel, stainless steel, titanium, fiberglass and other materials in oil, gas, nuclear and industries where spark reduction and long life are important

Eco Brazing (EB) diamond grinding discs from CS Unitec can reduce sparking to approximately 1% of that produced by ordinary resinoid wheels, making EB diamond discs a better choice than resin bonded wheels for use in some hazardous environments.

- Last 100x longer than ordinary resin bonded wheels – less material waste
- Reduced sparking increases the visibility of the workpiece
- Not ATEX approved – **sparks will occur during grinding** (see note below)
- Diamond grit protrudes higher off the EB diamond disc than traditional diamond wheels, providing greater durability and 100x longer service life
- The EB diamond discs substantially reduce the amount of abrasive dust emitted
- High-yield steel backing plate is elastic, helping to ensure that operators do not grind the material by over-removal
- Ideal for grinding steel, stainless steel, titanium, fiberglass and other materials


EB DIAMOND DISC Specifications

Dimensions	Diameter: 4", 7"
Max. speed	13,000 RPM (4") or 8500 RPM (7")
Ideal speed	6000 RPM (4") or 3300 RPM (7")
Grits	30, 40, 50, 60, 80
Arbor size	7/8"

EB DIAMOND DISC Ordering Information


Order No.	Size (dia. x arbor)	Grit	Max. Speed	Quantity
EB4007830	4" x 7/8"	30	13,000 RPM	1 disc
EB4007840	4" x 7/8"	40	13,000 RPM	1 disc
EB4007850	4" x 7/8"	50	13,000 RPM	1 disc
EB4007860	4" x 7/8"	60	13,000 RPM	1 disc
EB4007880	4" x 7/8"	80	13,000 RPM	1 disc
EB7007830	7" x 7/8"	30	8500 RPM	1 disc
EB7007840	7" x 7/8"	40	8500 RPM	1 disc
EB7007850	7" x 7/8"	50	8500 RPM	1 disc
EB7007860	7" x 7/8"	60	8500 RPM	1 disc
EB7007880	7" x 7/8"	80	8500 RPM	1 disc

CAUTION: Though EB diamond discs have been shown to reduce sparking, we make no claim that sparking will be eliminated. Follow all appropriate safety regulations (ATEX, OSHA, ANSI) for all grinding applications, including those for working in hazardous environments.



Benefits of fewer sparks and long life:

- Workpiece visibility is improved
- Reduced fire hazard from sparks
- Less material waste



Resinoid Grinding Disc at 10,000 RPM

EB Diamond Disc at 10,000 RPM

EB diamond grinding discs reduce sparking up to 1/100 of that produced by resinoid grinding wheels (inset left).



Resinoid Grinding Disc at 6000 RPM

EB Diamond Disc at 6000 RPM

REDUCED SPARKING DIAMOND GRINDING AND CUTTING DISCS

- Last 100x longer than ordinary resin bonded wheels
- Reduce sparks, dust and material waste
- Save time changing discs
- Ideal for grinding and cutting steel, stainless steel, aluminum, titanium, fiberglass and other materials

Caution: User must follow all appropriate safety regulations when choosing a tool for their particular working environment.

Follow all appropriate safety regulations (ATEX, OSHA, ANSI, etc.) for all grinding applications, including those for working in hazardous environments. Follow all appropriate OSHA and international safety regulations for grinding metal, fiberglass, hard plastics and more.



EB Cut Off Wheels – "Slicer" for cutting metal and more

Eco Brazing (EB) diamond cutting wheels from CS Unitec are designed for cutting steel and stainless steel pipe, tubing, bolts and plate, as well as composites, fiberglass and other materials.

Order No.	Size (dia. x arbor)	Grit	Max. Speed	Quantity
EBC4007850C	4" x 7/8"	50	13,000 RPM	1 disc
EBC4507830C	4-1/2" x 7/8"	30	13,000 RPM	1 disc
EBC4507850C	4-1/2" x 7/8"	50	13,000 RPM	1 disc
EBC5007850C	5" x 7/8"	50	13,000 RPM	1 disc
EBC6007830C	6" x 7/8"	30	8500 RPM	1 disc
EBC6007850C	6" x 7/8"	50	8500 RPM	1 disc
EBC7007850C	7" x 7/8"	50	8500 RPM	1 disc
EBC9007850C	9" x 7/8"	50	8500 RPM	1 disc



EB Combination (Grinding – Cutter) Wheels

Eco Brazing (EB) diamond combination metal grinding and cutting wheels from CS Unitec are designed for grinding and cutting steel and stainless steel bolts and plate.

Order No.	Size (dia. x arbor)	Grit	Max. Speed	Quantity
EB4007835CM	4" x 7/8"	35	13,000 RPM	1 disc
EB4007850CM	4" x 7/8"	50	13,000 RPM	1 disc
EB4507835CM	4-1/2" x 7/8"	35	13,000 RPM	1 disc
EB4507850CM	4-1/2" x 7/8"	50	13,000 RPM	1 disc
EB5007835CM	5" x 7/8"	35	13,000 RPM	1 disc
EB5007850CM	5" x 7/8"	50	13,000 RPM	1 disc
EB7007835CM	7" x 7/8"	35	8500 RPM	1 disc
EB7007850CM	7" x 7/8"	50	8500 RPM	1 disc



EB Cluster (Cleaning – Grinding) Wheels

Eco Brazing (EB) diamond cluster wheels from CS Unitec are designed for removing paint, rust and epoxy on metal. Also for high material removal on fiberglass, composites and plastics without loading up like traditional abrasives.

Order No.	Size (dia. x arbor)	Grit	Max. Speed	Quantity
EB4007880CLSF	4" x 7/8"	80	13,000 RPM	1 disc
EB4507880CLSF	4-1/2" x 7/8"	80	13,000 RPM	1 disc
EB5007880CLSF	5" x 7/8"	80	13,000 RPM	1 disc
EB6007880CLSF	6" x 7/8"	80	8500 RPM	1 disc
EB7007880CLSF	7" x 7/8"	80	8500 RPM	1 disc

SPECIAL TOOLS FOR UNDERWATER USE

Hydraulic- and pneumatic-powered tools for use in subsea applications

Chain Saws – Pneumatic

5 1008 0030 Underwater Air Chain Saw, 21", 4HP, 90 PSI / 92 CFM

5 1008 0040 Underwater Air Chain Saw, 25", 4HP, 90 PSI / 92 CFM

Hacksaws – Hydraulic

5 1220 0050 Underwater Hydraulic Hacksaw with Lever Throttle, 3.8HP, 100-300 Strokes per minute, 13.5 lbs.

Reciprocating Saws - Hydraulic and Pneumatic

5 1219 0010 Underwater Hydraulic Reciprocating Saw, 2 HP, 1700 Strokes per minute, 6 GPM, 2000 PSI, 13.2 lbs.

5 1217 0020 Underwater Pneumatic Reciprocating Saw, 1.3 HP, 0-1800 Strokes per minute, 90 PSI / 46 CFM, 9 lbs.

Grinders - Hydraulic

1 1580 0060 Underwater Hydraulic Horizontal Grinder, 1.3 HP, 7000 RPM, Twist throttle, straight grinding wheels

1 1585 0010 Underwater Hydraulic Angle Grinder, 1.3 HP, 5500 RPM, Lever throttle, grinding wheels up to 7"

1 5080 0020 Underwater Hydraulic Peanut Die Grinder, 1.0 HP, 11,500 RPM, Lever throttle, 1/4" collet

1 2060 0010 Underwater Hydraulic Vertical Grinder, 4.75 HP, 3600 RPM, Lever throttle, grinding wheels up to 9"

Rotary Hammer Drills - Hydraulic and Pneumatic

2 2404 0030 Underwater Air Rotary Hammer Drill, SDS Plus, 1" cap. in concrete, 0-3000 BPM, .5 HP, 90 PSI / 21 CFM

2 2417 0010 Underwater Air Rotary Hammer Drill, SDS Max, 2" cap. in concrete, 0-2500 BPM, 1.2 HP, 90 PSI / 21 CFM

2 2406 0010 Underwater Hydraulic Rotary Hammer Drill, SDS Plus, 1" cap. in concrete, 0-3400 BPM, .8 HP

2 2418 0010 Underwater Hydraulic Rotary Hammer Drill, SDS Max, 2" cap. in concrete, 2500 BPM, 1.75 HP

** Pressure Reducing Valves available for hydraulic rotary hammer drills. Contact CS Unitec for more information.*

Core Drills - Hydraulic and Pneumatic

2 1317 0030 Underwater Hydraulic Core Drill, 3" max. dia., 3.6 HP, 380/900/1800 RPM, 18.7 lbs.

2 1335 0010 Underwater Pneumatic Core Drill, 3" max. dia., 3.8 HP, 300/700/1350 RPM, 21 lbs.

Portable Magnetic Drills – Hydraulic

HB 4400 Underwater Hydraulic Magnetic Drill, 2-1/16" max. dia. with cutters, 1/2" max. dia. with twist drills, 0-630 RPM, 1.5 HP, 48.5 lbs.

Impact Wrenches – Hydraulic and Pneumatic

We offer a full line of Hydraulic and Pneumatic Underwater Impact Wrenches for bolts and screws up to 2-1/8" dia.

Caution: User must follow all appropriate safety regulations when choosing a tool for their particular working environment.



CS Unitec Non-Sparking Tools Certifications

CS UNITEC SAFETY TOOLS are covered by a certification delivered by the **BAM Berlin, Germany**.

What does **BAM** stand for?

*The **BAM** is the federal institute for material and research based in Berlin, Germany. **BAM** issues testing programs, achieves tests and certifies materials according to specific protocols.*

Why choose the **BAM** for non-sparking tools?

***BAM** is a government agency created in 1954 and is the most known and trusted laboratory in Europe to achieve tests on materials' safety.*

How is a spark created?

A spark is an incandescent particle of metal generated when detached from the main part of metal. The energy produced by this particle depends on the hardness of the material. Steel creates incandescent sparks when softer materials do not.

*The materials used by **CS UNITEC SAFETY TOOLS** to manufacture the tools must combine enough strength for working in difficult conditions while keeping its non-sparking property.*

How does **BAM** relate to **CS UNITEC SAFETY TOOLS**?

*Materials used to manufacture **CS UNITEC SAFETY TOOLS** have been tested and approved by the **BAM** to be non-sparking. Therefore, the tools made from the tested materials help fulfill the requirements indicated by the European **ATEX** directive 1999/92/EC.*

For more information on **BAM and Non-sparking tools certifications, visit:**
www.csunitec.com/nonsparking

 **BAM** Type Approved

Certification No. **BAM/ZBF/004/14**

The **BAM** certificate relates only to the properties of the material pairings

Index

Description	Part#	Page	Description	Part#	Page
Angle Tracing Point	Ex1302	67	Hatchet	Ex1202	66
Axe, Pick Head	Ex1203	66	Hoe, Planters'/Mixing, Angled Blade	Ex1015	69
Bars			Kits		
Crow	Ex1303	67	11-Piece	Ex2211-Kit	81
Pinch	Ex1301	67	24-Piece	Ex2000-Kit	81
Brushes			Allen Wrench	Ex209-Kit	77
Brush, Spark Plug Cleaning	Ex996	71	Allen Wrench, Metric	Ex209-MetKit	77A
Flat Back, Scratch	Ex1002	71	Allen Wrench, Metric 12B	Ex209-MetKit 12B	77A
Straight Handle, Scratch	Ex1001	71	Combination Wrench	Ex206-Kit	77
Bucket	Ex1017	74	Screwdriver	Ex801-Kit	77
Caulking Tool	Ex308A	74	Socket, 1/4" drive	Ex1520-Kit	77
Caulking Tool	Ex308B	66	Socket, 1/4" drive, Metric	Ex1520-Met Kit	77
Chisels			Socket, 3/8" drive	Ex1525-Kit	77A
6-Point	Ex304A	14	Socket, 1/2" drive	Ex1500-Kit	78
8-Point	Ex304S	14	Socket, 1/2" drive	Ex1535-Kit	78
Bull Point	Ex306	15	Socket, 1/2" drive	Ex1530-Kit	79
Bull Point	Ex318R, Ex320R	16	Socket, 1/2" drive, Metric	Ex1530-Met Kit	79
Cape	Ex305	14	Socket, 3/4" drive	Ex1540-Kit	80
Chipping Hammer	Ex314	16	Socket, 3/4" drive, Metric	Ex1540-Met Kit	80
Clay Spade	Ex340	17	Knives		
Diamond Point	Ex307	15	Common	Ex409, Ex410, Ex410S	57
Hand	Ex304	14	Putty/Hand Scraper	Ex408	61
Paving Breaker	Ex318F, Ex320F	16	Needle, for Air Needle Scalers	Ex308	59
Pneumatic	Ex309AH, Ex310AH	15	Pick		
Scaling	Ex312	15	Railroad or Clay	Ex1008	68
Scaling	Ex380SH	17	Pipe Cutter	Ex1512	59
Clamps			Pliers		
C-Type	Ex901	73	Adjustable Combination	Ex605	52
Grounding	Ex211	73	Cutting	Ex603	59
Crate Opener	Ex113S	11	Diagonal Cutting	Ex601	58
Drifts			Diagonal Cutting, Heavy Duty	Ex601HD	58
Cylindrical	Ex301	13	Flat Nose (DIN ISO 5745)	Ex606	53
Pin, Straight Type	Ex301C	13	Groove Joint	Ex604	52
Drum Opener, Carbide	Ex1013	67	Lineman's, Side Cutting	Ex612	53
Dust Pan	Ex1004	65	Long-Nose w/Side Cutter (DIN ISO 5745)	Ex611	53
Files			Pipe	Ex602	52
Flat, Bastard	Ex411F	63	Round Nose (DIN ISO 5745)	Ex607	53
Half Round, Bastard	Ex411	63	Swedish (DIN 5234)	Ex505	52
Round	Ex411R	63	Punches		
Flange Spreader	Ex1102	73	Center	Ex303	12
Fork, Garden	Ex1010	68	Pin	Ex301P	12
Hammers			Rake	Ex1009	68
Ball Peen	Ex101U	9	Ruler	Ex1601	74
Bricklayers'	Ex112U	11	Saws		
Claw	Ex122U	11	Hacksaw Frame	Ex118A	62
Club	Ex108U	10	Hacksaw Blade	Ex118B	62
Cross Peen Engineers'	Ex102U	9	Hand	Ex119	62
Cross Peen, Engineers'/Blacksmiths'	Ex1041	12			
Cutoff	Ex105U	10			
Double-face Machinists'	Ex103U	9			
Plastic	Ex121	11			
Scaling	Ex106U	10			
Sledge	Ex104U	9			

Description	Part#	Page
Scissors	Ex609	58
Scrapers		
Angle	Ex402	60
Deck	Ex405	60
Flat	Ex401	60
Long Blade	Ex407	61
Pick and Scaler	Ex1014	69
Plate	Ex406	61
Triangular	Ex403	60
Screwdrivers		
Offset	Ex802	55
Phillips	Ex803	55
Standard	Ex801	54
Striking	Ex801S	54
Scriber/Marking Tool	Ex302	75
Shears, Cutting	Ex608	58
Shovels		
Round Point w/Long Handle	Ex1006	65
Spade, Edging w/ D-Grip	Ex1007	65
Square Point w/Long Handle	Ex1005	65
Sockets		
1/4" Drive	Ex1503AA	38
3/8" Drive	Ex1503A	38
1/2" Drive	Ex1503B	39
3/4" Drive	Ex1503C	40
1" Drive	Ex1503D	40
Adapter/Converter	Ex1509	37
Bar, Sliding	Ex1502	35
Deep Impact, 3/8" Drive	Ex1820	47
Deep Impact, 1/2" Drive	Ex1830	47
Deep Impact, 3/4" Drive	Ex1840	48
Deep Impact, 1" Drive	Ex1850	48
Deep Impact, 1-1/2" Drive	Ex1860	49
Driver Handle	Ex1504S	36
Extension, Bar	Ex1504	36
Impact, 3/8" Drive	Ex1720	44
Impact, 1/2" Drive	Ex1730	45
Impact, 3/4" Drive	Ex1740	45
Impact, 1" Drive	Ex1750	46
Impact, 1-1/2" Drive	Ex1760	46
Joint, Universal	Ex1507	37
Offset Grip Handle	Ex1508	37
Standard Deep, 1/4" Drive	Ex1610	41
Standard Deep, 3/8" Drive	Ex1620	41
Standard Deep, 1/2" Drive	Ex1630	42
Standard Deep, 3/4" Drive	Ex1640	43
Standard Deep, 1" Drive	Ex1650	44
Spatula	Ex408S	61
Tweezer	Ex610, Ex610S	75
Valve Wheel Hook	Ex207F	51
Vise, Parallel	Ex902	73
Wedges		
Banana	Ex1101BH	17
Flange	Ex1101U	17
Stone	Ex107	10

Description	Part#	Page
Wrenches		
Adapter / Converter	Ex1510	33
Adjustable End	Ex501	29
Allen/Hex Key (Ball Point, Long Type)	Ex209L	50
Allen/Hex Key (DIN 911)	Ex209	50
Box End (12 Pt., DIN 3111)	Ex204D	25
Box End (6-Point)	Ex204	24
Box End, Double, Offset (12-Point)	Ex202F	23
Box End, Double, Straight Type (12-Point)	Ex202	22
Box End, Single (12-Point)	Ex201	20
Box, for Extension	Ex215	29
Bung	Ex110	72
Bung	Ex110ES, Ex110S	72
Bung	Ex213	72
Chain Pipe	Ex600	32
Combination Construction, Open End, with Pin	Ex206	28
Construction, Open End, with Pin	Ex205S	27
Ring End, with Pin	Ex204S	25
Crowfoot	Ex1514B	30
Extension for Box Wrench	Ex216	29
Gas Tube	Ex212	27
Handle, Hinged	Ex1506	37
Handle, Speed	Ex1505	36
Monkey	Ex503	31
Open End	Ex205	26
Open End, Double	Ex203	24
Pipe (American Type)	Ex502	31
Ratchet	Ex504S	33
Ratchet	Ex1501S	33
Socket, L-Type (6-Point)	Ex701	34
Socket, T-Type (12-Point)	Ex702	35
Square Drive for Ratchet	Ex1501D	33
Spanner, Adjustable	Ex208S	32
Spanner, Fixed (DIN 1810)	Ex208	32
Striking, Box (12-Point, DIN 7444)	Ex201B	21
Striking, Box, Offset (12-Point)	Ex201F	22
Striking, Open End	Ex200	19
Torque	Ex1401TB	30
Valve	Ex207	51
Valve Wheel (DIN 87311)	Ex207S	51

Power Tools

Air and Hydraulic Tools <i>(Reciprocating Saws, Hacksaws, Rotary Hammer Drills, Magnetic Drills, Nut Runners, Band Saws and Impact Wrenches)</i>	82
ATEX Certified Needle Scalers	86
Impact Wrenches, Air and Hydraulic	87
Axial Fans and Air Movers	88
Reduced Sparking Grinding and Cutting Discs	90
Underwater Tools	92

Also Available from CS Unitec

CS Unitec, Inc. specializes in industrial power tools and safety tools for construction and industry.

Innovation and high quality are synonymous with CS Unitec's power tools. In 1991, the company invented the first pneumatic portable band saw. CS Unitec has added to its list of industry firsts with the widest range of portable magnetic drills and hand-held concrete core drills. The line also includes surface preparation tools for metal, concrete and masonry, air, electric and hydraulic portable band saws, reciprocating saws, hack saws, nut runners, rotary hammer drills, rolling motors, non-sparking safety tools, portable mixers and dust extraction vacuum systems.

For tool specifications and ATEX and Ex Zone information, visit www.csunitec.com.

Call 1-800-700-5919 or 203-853-9522 to request any of the catalogs shown below.

UNITEC ... the power of innovation!®



View demo videos at www.csunitec.com




Concrete Tools:

Surface Preparation Tools, Concrete Grinders, Dust Collection Systems, Diamond Core Drills, Air Concrete Saws and more



Metalworking Tools:

Surface Preparation Tools, Dust Collection Systems, Dry Cutting Portable Saws, Portable Magnetic Drills, Bridge Reamers and more




Portable Mixers:

Portable Mixing Machines for Mortar, Concrete, Plaster, Flooring Adhesives, Grout, Coatings, Paint, Self-Leveling Compounds and more



Portable Saws:

Hacksaws, Reciprocating Saws, Band Saws, Chain Saws, Cut-off Saws and more




Portable Magnetic Drills:

Magnetic Drills & Accessories, Hand-held Drills and Drive Units, Nut Runners, Hammer Drills and more




Surface Finishing Tools:

High-performance tools and accessories for grinding, sanding, polishing, deburring and beveling stainless steel, steel, nonferrous metals, wood and more



Non-sparking Hand Tools:

Non-sparking Hand Tools, Power Tools for use in Ex Zones, ATEX Zones and Hazardous Environments



Concrete & Masonry Tools:

Power tools for the professional contractor to drill, cut, grind and smooth concrete, masonry, wood, drywall and more - includes dust collection tool systems



CS UNITEC, Inc.
22 Harbor Avenue, Norwalk, CT 06850
Phone 800-700-5919 • 203-853-9522 • Fax 203-853-9921
Email info@csunitec.com • www.csunitec.com

View product demonstrations at www.csunitec.com.

ALL SPECIFICATIONS ARE SUBJECT TO CHANGE

© Copyright 2016, CS Unitec, Inc., 04-16-7.5M-rev050417