




Magnetic Drill Comparison Chart



PORTABLE MAGNETIC DRILLS

	P1 <i>Page 8</i>	MDM 40 <i>Page 10</i>	MAB 150 <i>Page 12</i>	MAB 425 <i>Page 14</i>	MAB 455 <i>Page 16</i>	MAB 485 <i>Page 18</i>	MAB 525 <i>Page 20</i>	MAB 825 MAB 845 <i>Page 22</i>
Annular Cutters Diameter (ø)	up to ø 1-3/8"	up to ø 1-1/2"	up to ø 1-1/2"	up to ø 1-3/8"	up to ø 2"	up to ø 2"	up to ø 2-1/2"	up to ø 4"
Twist Drills Diameter (ø)	up to ø 1/2"			up to ø 5/8"	up to ø 7/8"	up to ø 7/8"	up to ø 1"	up to ø 1-1/4"
Tapping Diameter (ø)						up to ø 15/16"	up to ø 15/16"	up to ø 1-1/8"
Countersinking Diameter (ø)						up to ø 1-9/16"	up to ø 2"	up to ø 2"
Reaming Diameter (ø)						up to ø 3/4"	up to ø 7/8"	up to ø 1-1/4"
Stroke	6-1/3"	3-1/8"	1"	6-1/3"	6-1/3"	6-1/3"	6-1/3"	10"
Weight	26-1/2 lbs.	24 lbs.	24 lbs.	29 lbs.	29 lbs.	29 lbs.	35 lbs.	55 lbs.
Speed Range 1 (RPM)	400	440	400	430	250	50-250	70-280	40-110
Speed Range 2 (RPM)				760	450	100-450	180-580	65-175
Speed Range 3 (RPM)								140-360
Speed Range 4 (RPM)								220-600
						✓	✓	✓
						✓	✓	✓
				✓	✓	✓	✓	✓
Electronic Safety Shutoff Sensor	✓			✓	✓	✓	✓	✓
Tool Holder		Set Screw	Set Screw	Set Screw	Quick-change keyless	Quick-change keyless	Quick-change keyless	Quick-change keyless
Morse Taper (MT)					MT2	MT2	MT3	MT3
Safety Friction Clutch								✓
Torque Control							✓	✓
Swivel Base								✓
Magnet Size	3-1/3" x 6-5/8"	6-1/2" x 3-1/4"	6-5/16" x 3-3/16"	3-1/3" x 6-5/8"	3-1/3" x 6-5/8"	3-1/3" x 6-5/8"	3-1/2" x 7-1/8"	4-1/3" x 8-5/8"



MAB 1300 Page 24	AIRBOR™ Page 30	HB 4400 Page 31	AutoMAB 1500 Page 26	CSU 32 Page 28	CSU 50 Page 28	CSU 80AC Page 29	CSU 100/3 Page 29	
up to ø 5-1/8"	up to ø 2-1/16"	up to ø 2-1/16"	up to ø 1-1/2"	up to ø 1-1/4"	up to ø 2"	up to ø 3-3/16"	up to ø 4"	Diameter up to 5"
up to ø 1-3/4"	up to ø 1/2"	up to ø 1/2"		up to ø 1/2"	up to ø 7/8"	up to ø 1-1/4"	up to ø 1-1/4"	
up to ø 1-5/8"							up to ø 1-1/8"	
up to ø 3"								
up to ø 2"								
3.35" (12" w/out retainer)	up to 10-1/4"	3-3/4"	3"	5-3/4"	6"	10"	10"	
112 lbs.	43 lbs.	48-1/2 lbs.	37-1/2 lbs.	24 lbs.	29 lbs.	57 lbs.	57 lbs.	
30-80	400	0-630	360	450	250	100	40-140	Pneumatic Hydraulic
50-120					450	175	120-480	
130-350						245		
210-550						385		
✓							✓	Allows thread cutting
✓				✓	✓	✓	✓	Overheating Protection
✓				✓	✓	✓	✓	Magnet Adhesion Indicator
✓								Shuts down motor if magnetic contact lost
	Set Screw	Set Screw	Set Screw	Set Screw	Quick-change keyless	Quick-change keyless	Quick-change keyless	
MT4						MT3	MT3	
✓								
✓			✓	✓	✓	✓	✓	
							✓	Swivel base through 30° and 3/4"
4-3/4" x 14"	8-3/4" x 3-1/2"		3-1/2" x 7-1/8"	6-5/16" x 3-1/4"	6-1/2" x 3-1/2"	9" x 4"	9" x 4"	

PORTABLE MAGNETIC DRILLS