




# Portable Hacksaws for Tough Duty

*On-site cutting of pipe up to 24" OD and structural steel*

**Pneumatic • Electric • Hydraulic**

CS Unitec's power hacksaws offer a wide range of options for portable cutting of pipe, structural steel, tanks and other materials. Our saws are designed for the toughest service in refineries, power plants, utilities, offshore oil, construction and demolition applications and are ideal for shutdowns and turnarounds in process piping industries. CS Unitec's pneumatic saws are safer than cutting with a welding torch in hazardous areas or confined spaces.

- Compact size, ideal for cutting in confined spaces
- 2<sup>3</sup>/<sub>8</sub>" blade stroke
- Pipe clamps for 90° cutting of up to 24" OD pipe
- Profile clamps for structural steel
- Wide variety of blades and accessories for cutting steel, stainless steel, aluminum, plastic, wood and ductile iron
- Optional blade guide to ensure right-angle cuts
- Automatically cut pipe with our optional self-feeding, pneumatic-powered pipe clamp system



**Assorted pipe clamps for pipes up to 24" OD or profile clamps for structural steel**

**Manual or automatic feed**

**Heavy-duty saw blades from 8" to 37" long**

**HSS, HSS-SL, carbide-coated and Diamond-coated blades available**

**Twist or lever throttle**

**Pneumatic, electric or hydraulic motor**

**Pneumatic:**  
3/4" NPT Connection  
**Electric:**  
110 Volt (220V available)  
**Hydraulic:**  
1/2" FF (HTMA) Couplings

**Optional saw blade guide for added blade stability – ensures straight cutting!**

**Two sizes available (Not required)**

# Portable Power Hacksaws



## Air, Electric and Hydraulic for cutting pipe and steel

**Model 5 1212 0050**  
with lever throttle  
Pneumatic



**ATEX Certified**

3/4" NPT Air Connection

**Model 5 1215 0070**  
with variable speed  
Electric



11 Amps / 110 Volt (220 Volt Available)

**Model 5 1220 0050**  
Hydraulic



**ATEX Certified**

1/2" FF Couplings

- Pneumatic, electric or hydraulic motor with variable speeds
- Ideal for cutting pipe, tanks, structural steel, profiles and other materials
- Designed for the toughest service in refineries, chemical plants, utilities, pipelines, construction, offshore oil and demolition applications

**Pipe Capacity**

24" OD

**Profile Capacity**

21 3/4" h x 11 1/2" w

- Cut pipe up to 24" OD in one pass
- Chain clamps and profile clamps available for accurate 90° cutting of pipe and structural steel
- 2 3/8" stroke for heavy-duty cutting
- Ideal for cutting in confined spaces
- Accommodate heavy-duty blades up to 37" long
- Optional saw blade guides to increase blade stability
- Pneumatic pipe clamp system available for automatically cutting pipe; easily attaches to pneumatic hacksaw and shares same air supply (see accessory No. 5 1208 9980 on page 16)
- One-year warranty



**Accessory Saw Blades**  
(see page 17)

- HSS (High-speed Steel), HSS-SL (for stainless steel and hard metal), Carbide Coated and Diamond Coated

### Throttle Types for Pneumatic Saws:



**Roll Throttle** (pneumatic model 5 1212 0010 only) – is used only with automatic feed pipe clamp (see page 16)

**Lever Throttle** (model 5 1212 0050) – provides on/off paddle switch for manual cutting with clamp

Model No.	Power	Throttle	Motor Specifications	Strokes per Min.	Blade Stroke	Hose	Weight (lbs.)
<b>Pneumatic - 3/4" ID NPT Air Connection</b>							
5 1212 0010	1.5 HP	Roll	Air Consumption: 51 CFM Air Pressure: 90 PSI	100-350	2 3/8"	1/2" ID	15.4
5 1212 0050	1.5 HP	Lever		100-350	2 3/8"	1/2" ID	15.4
<b>Electric - 11 Amps / 110 Volt**</b>							
5 1215 0070*	1.5 HP	Trigger	110V/60 Hz (220V/50Hz is available)	200-400	2 3/8"	Cable	13
<b>Hydraulic - 1/2" FF (HTMA) Couplings</b>							
5 1220 0050	3.8 HP	Lever	Oil Flow: 4 GPM at 2000 PSI	100-500	2 3/8"	1/2" ID	13.5

\* Model 5 1215 0070 has an electronic speed control dial. \*\*Also available as 220 Volt/50 Hz



# Hacksaw Accessories

## Automatic Feed Pipe Clamp for Pneumatic Saws



### Model No. 5 1208 9980 – Automatic Clamp


- Save time and effort by automatically cutting pipe up to 12<sup>3</sup>/<sub>4</sub>" OD (up to 24" OD with extension chain)
- Self-feeding device saves operator time and makes work easier
- Easily attaches to CS Unitec air hacksaw and shares same 90 PSI air supply (Pipe clamp for use only with CS Unitec air hacksaw Model No. 5 1212 0010)
- Blade guide is optional (see page 17)



## Clamps for Pipes and Profiles

### Model No. CP1 – Universal Clamp

- Self-aligning feet adjust to the form of the workpiece (round, square and angled)
- Accommodates 1/2" to 12<sup>3</sup>/<sub>4</sub>" OD [up to 24" OD with extension chain no. CP1/10 (39-3/8" long)]
- CP1 easily attaches to most of our reciprocating saws for 90° cuts in tight spaces



## Clamps for Pipes and Profiles

Ensure 90° cuts through pipe and profiles



Large Pipe Clamp,  
Model 5 1202 9960

Model No. 5 1207 9910  
2" to 6" OD pipe clamp

Model No. 5 1202 9960  
4" to 12<sup>3</sup>/<sub>4</sub>" OD pipe clamp  
(up to 24" OD with extension chain shown below)

Model No. 5 1207 8970  
21<sup>5</sup>/<sub>8</sub>" x 11<sup>3</sup>/<sub>8</sub>" profile clamp



Small Pipe Clamp,  
Model 5 1207 9910

Up to 6" pipe dia.



Profile Clamp,  
Model 5 1207 8970



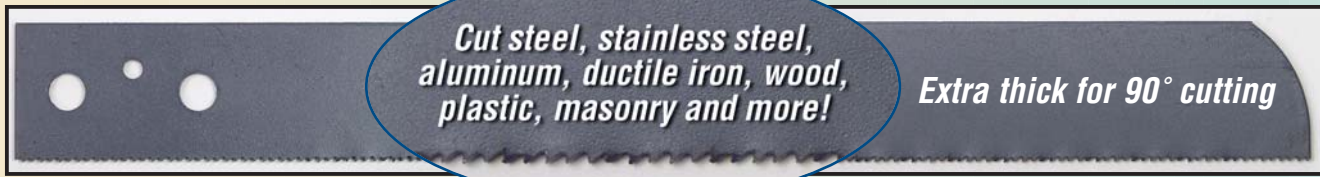
## Extension Chains for Pipe Clamps

- Extend capacity of pipe clamps up to 24" OD
- Model No. 5 1201 9010 – 17<sup>3</sup>/<sub>4</sub>" chain extension  
 Model No. 5 1201 9030 – 39<sup>3</sup>/<sub>8</sub>" chain extension  
 (allows pipe clamp Nos. 5 1202 9960 and 5 1208 9940 to fit 24" OD pipe)

# Hacksaw Blades - 8" up to 37" long



## Heavy-duty cutting of pipe and structural steel



HSS or HSS-SL Saw Blade Shown

\*Use HSS-SL Blades for best cutting performance on stainless steel and hard metal.

\*\*Use ProLube™ Specialty Lubricants with Hacksaw Blades to help tools work cooler, longer and more efficiently. ProLube Lubricants are non-toxic and ideal for stainless steel and hard metal cutting applications. See page 31 for details. \*\*

Order No.	Dimensions			Steel and Nonferrous Metal	Plastic and Wood	Ductile/Cast Iron and Masonry	Max. Dia. of Cut
	Length	Teeth/Inch	Thickness				
Z22-9 HSS	8"	8	1/16"	Steel/Aluminum	Plastics	—	3 1/8"
Z22-10 HSS	8"	16	1/16"	Steel	—	—	3 1/8"
Z22-11 HSS	8"	24	1/16"	Sheet Metal	—	—	3 1/8"
Z22-6 HSS	12"	16	1/16"	Steel	—	—	6 5/8"
Z22-6 HSS-SL*	12"	16	1/16"	Stainless Steel	—	—	6 5/8"
Z22-6 Carbide	12"	Coated	3/16"	—	—	Masonry	6 5/8"
Z22-31 HSS	12"	12	1/16"	Steel	—	—	6 5/8"
Z22-71 HSS	12"	4	1/16"	—	Plastics/Wood	—	6 5/8"
Z22-83 DSB	12"	Coated	3/32"	—	—	Ductile Iron	6 5/8"
Z22-7 HSS	16"	16	1/16"	Steel	—	—	10 5/8"
Z22-7 Carbide	16"	16	1/16"	—	—	Masonry	10 5/8"
Z22-29 HSS	16"	8	1/16"	Steel/Aluminum	Plastics	—	10 5/8"
Z22-32 WS	16"	4	1/16"	—	Plastics/Wood	—	10 5/8"
Z22-33 HSS	16"	6	1/16"	Cast Iron	Plastics	Cast Iron	10 5/8"
Z22-86 DSB	19"	Coated	7/64"	—	—	Ductile Iron	13"
Z22-72 HSS	20"	14	5/64"	Steel	—	—	14 5/8"
Z22-72 Carbide	20"	Coated	3/16"	—	—	Masonry	14 5/8"
Z22-30 HSS	21"	12	1/16"	Steel	—	—	15 5/8"
Z22-30 HSS-SL*	21"	12	1/16"	Stainless Steel	—	—	15 5/8"
Z22-40 HSS	21"	4	1/16"	—	Plastics/Wood	—	15 5/8"
Z22-73 HSS	24"	14	5/64"	Steel	—	—	18 1/2"
Z22-73 Carbide	24"	Coated	3/16"	—	—	Masonry	18 1/2"
Z22-74 HSS	24"	8	5/64"	Steel/Aluminum	Plastic	—	18 1/2"
Z22-75 HSS	30"	12	5/64"	Steel	—	—	24 7/8"
Z22-75 HSS-SL*	30"	12	5/64"	Stainless Steel	—	—	24 7/8"
Z22-37 HSS	37"	12	5/64"	Steel	—	—	31 7/8"

## Blade Guides

### Optional guides with two roller bearings

- Ensure straight cutting through pipe and difficult materials

Model No. 5 1207 9970 for pipes up to 13" (20" min. blade length required)

Model No. 5 1207 8910 for pipes up to 21" (30" min. blade length required)

