




Portable Hacksaws for Tough Duty

On-site cutting of pipe up to 30" OD and structural steel

Pneumatic • Electric • Hydraulic

CS Unitec's power hacksaws offer a wide range of options for portable cutting of pipe, structural steel, tanks and other materials. Our saws are designed for the toughest service in refineries, power plants, utilities, offshore oil, construction and demolition applications and are ideal for shutdowns and turnarounds in process piping industries. CS Unitec's pneumatic saws are safer than cutting with a welding torch in hazardous areas or confined spaces.

- Compact size, ideal for cutting in confined spaces
- 2³/₈" blade stroke
- Pipe clamps for 90° cutting of up to 30" OD pipe
- Profile clamps for structural steel
- Wide variety of blades and accessories for cutting steel, stainless steel, aluminum, plastic and wood
- Optional blade guide to ensure right-angle cuts
- Automatically cut pipe with our optional self-feeding, pneumatic-powered pipe clamp system



HACKSAWS




Assorted pipe clamps for pipes up to 30" OD or profile clamps for structural steel (see pages 17-18)

Manual or automatic feed

Heavy-duty saw blades from 8" to 37" long

HSS, HSS-SL, and carbide-coated blades available (see page 19)



Twist or lever throttle

Pneumatic, electric or hydraulic motor

Pneumatic:
3/4" NPT Connection

Electric:
110 Volt (220V available)

Hydraulic:
1/2" FF (HTMA) Couplings

Optional saw blade guide for added blade stability – ensures straight cutting!

Two sizes available (Not required – see page 18)

Portable Pneumatic Power Hacksaws



Pneumatic power for hazardous environments

**Model 5 1212 0050
with lever throttle
Pneumatic**



ATEX Certified

3/4" NPT Air Connection

ATEX Certified for Ex Zone EX II 2 GcT5

Throttle Types for Pneumatic Saws:



Roll Throttle
(air model 5 1212 0010 only)
– used only with automatic feed
pipe clamp (see page 18)

Lever Throttle
(model 5 1212 0050) – provides
on/off paddle switch for manual
cutting with clamp

- Pneumatic motor with variable speeds
- Ideal for cutting pipe, tanks, structural steel, profiles and other materials
- Designed for the toughest service in refineries, chemical plants, utilities, pipelines, construction, offshore oil and demolition applications
- Cut pipe up to 30" OD in one pass
- Chain clamps and profile clamps available for accurate 90° cutting of pipe and structural steel
- 2³/₈" stroke for heavy-duty cutting
- Ideal for cutting in confined spaces
- Accommodate heavy-duty blades up to 37" long
- Optional saw blade guides to increase blade stability (see page 18)
- Pneumatic pipe clamp system available for automatically cutting pipe; easily attaches to pneumatic hacksaw and shares same air supply (see accessory No. 5 1208 9980 on page 18)

Pipe Capacity

30" OD

Profile Capacity


21³/₄" h x 11¹/₂" w

HACKSAWS

Clamps

Manual

Automatic



Clamps for Pipes and Profiles – manual and automatic-feed clamps for straight, 90° cutting of pipes and profiles (see pages 17-18)



Accessory Saw Blades
(see page 19)

- **HSS (High-speed Steel), HSS-SL (for stainless steel and hard metal) and Carbide Coated**

Carrying Case for Pneumatic Hacksaws – Optional metal carrying case for 5 1212 0010 and 5 1212 0050 – order accessory No. 5 1212 9000.

Model No.	Power	Throttle	Motor Specifications	Strokes per Min.	Blade Stroke	Hose	Weight (lbs.)
Pneumatic - 3/4" ID NPT Air Connection							
5 1212 0010*	1.5 HP	Roll	Air Consumption: 51 CFM	100-350	2 ³ / ₈ "	1/2" ID	15.4
5 1212 0050*	1.5 HP	Lever	Air Pressure: 90 PSI	100-350	2 ³ / ₈ "	1/2" ID	15.4

* Carrying case not included with air models – for optional carrying case, order accessory No. 5 1212 9000



Portable Power Hacksaws

Electric and hydraulic power

Model 5 1215 0070
with variable speed
Electric



11 Amps / 110 Volt (220 Volt Available)

Model 5 1220 0050
with lever throttle
Hydraulic



1/2" FF Couplings



**Accessory
Saw Blades
(see page 19)**

- HSS (High-speed Steel), HSS-SL (for stainless steel and hard metal) and Carbide Coated

- Electric or hydraulic motor with variable speeds
- Ideal for cutting pipe, tanks, structural steel, profiles and other materials
- Designed for the toughest service in refineries, chemical plants, utilities, pipelines, construction, offshore oil and demolition applications
- Cut pipe up to 30" OD in one pass
- Chain clamps and profile clamps available for accurate 90° cutting of pipe and structural steel
- 2³/₈" stroke for heavy-duty cutting
- Ideal for cutting in confined spaces
- Accommodate heavy-duty blades up to 37" long
- Optional saw blade guides to increase blade stability (see page 18)
- Automatic-feed pipe clamp system available for automatically cutting pipe – saves operator time and makes work easier (see accessory Part No. 5 1208 9990 on page 18)


Pipe Capacity
30" OD

Profile Capacity
21³/₄" h x 11¹/₂" w

Clamps

Manual

Automatic



Clamps for Pipes and Profiles – manual and automatic-feed clamps for straight, 90° cutting of pipes and profiles (see pages 17-18)

Model No.	Power	Throttle	Motor Specifications	Strokes per Min.	Blade Stroke	Hose	Weight (lbs.)
Electric - 11 Amps / 110 Volt**							
5 1215 0070*	1.5 HP	Trigger	110V/60 Hz (220V/50Hz is available)	200-400	2 ³ / ₈ "	Cable	13
Hydraulic - 1/2" FF (HTMA) Couplings							
5 1220 0050	3.8 HP	Lever	Oil Flow: 4 GPM at 2000 PSI	100-500	2 ³ / ₈ "	1/2" ID	13.5

* Model 5 1215 0070 has an electronic speed control dial. **Also available as 220 Volt/50 Hz

Hacksaw Accessories



Heavy-duty cutting of pipe and structural steel

Clamps for Pipes and Profiles

Ensure 90° cuts through pipe and profiles

**Large Pipe Clamp,
Model 5 1202 9960**



Model No. 5 1202 9960
4" to 12³/₄" OD pipe clamp – manual tightening of chain*

Model No. 5 1202 9950
4" to 12³/₄" OD pipe clamp – lever lock provides no-tools tightening of chain*

* up to 24" OD with one extension chain;
up to 30" with two extension chains – see Part No. 5 1201 9030 shown below



**Small Pipe Clamp,
Model 5 1207 9910**



Up to 6" pipe dia.

Model No. 5 1207 9910
2" to 6" OD pipe clamp

Model No. 5 1207 8970
21⁵/₈" x 11³/₈" profile clamp

**Lever Lock Assembly
Part No. 5 1202 9970**

Can be used to retrofit manual clamp 5 1202 9960 for no-tools tightening of chain. Also fits similar clamps.



**Profile Clamp,
Model 5 1207 8970**

HACKSAWS

Extension Chains for Pipe Clamps

- Extend capacity of pipe clamps up to 24" OD

Model No. 5 1201 9010 – 17³/₄" chain extension

Model No. 5 1201 9030 – 39³/₈" chain extension

(two of these chains allows pipe clamp Nos. 5 1202 9950, 5 1202 9960, 5 1208 9980 and 5 1208 9990 to fit 30" OD pipe)



ProLube™ Lubricants ideal for cutting steel, stainless steel and hard metals

Cutting tools work cooler, longer and more efficiently with ProLube™ Lubricants from CS Unitec.

- Improve cutting tool output and performance
- Prolong tool life by reducing friction and wear
- Unique composition provides excellent adhesion to cutting tools for maximum lubrication
- Corrosion inhibitor
- Ideal for saw blades and drill bits
- Non-toxic

ProLube Solid
CS 7020-013
1.6 oz. push tube
CS 7020-000
14.5 oz. push tube



High film strength – stays on for the cut!



ProLube Liquid
Water soluble 16:1
CS 7010-504 1 gal. bottle

ProLube Paste
CS 7030-712 12 oz. tub



Hacksaw Accessories

Automatic-feed pipe clamps save time and effort

Self-feeding Pipe Clamp for Pneumatic Saws



Air-Powered Clamp



Model No. 5 1208 9980 – Automatic Clamp

- Save time and effort by automatically cutting pipe up to 12³/₄" OD (up to 30" OD with extension chains – see page 17)
- Self-feeding device saves operator time, increases safety and makes work easier
- Easily attaches to CS Unitec air hacksaw and shares same 90 PSI air supply (Pipe clamp for use only with CS Unitec air hacksaw Model No. 5 1212 0010)
- Blade guide for straight cutting through pipe and difficult materials is optional (see below)



Self-feeding Pipe Clamp for Electric and Hydraulic Saws



Self-Feeding Mechanical Clamp

Model No. 5 1208 9990 – Automatic Clamp

- Save time and effort by automatically cutting pipe up to 12³/₄" OD (up to 30" OD with extension chains – see page 17)
- Self-contained gas cylinder provides constant feed pressure to saw blade
- Saves operator time, increases safety and makes work easier
- Easily attaches to CS Unitec electric hacksaw 5 1215 0070 or hydraulic hacksaw 5 1220 0050
- Optional blade guide for straight cutting through pipe and difficult materials (see below)



Blade Guides

Optional guides with two roller bearings

- Ensure straight cutting through pipe and difficult materials

Model No. 5 1207 9970 for pipes up to 13" (20" min. blade length required)


Model No. 5 1207 8910 for pipes up to 21" (30" min. blade length required)



Clamps for Pipes and Profiles

Model No. CP1 – Universal Clamp

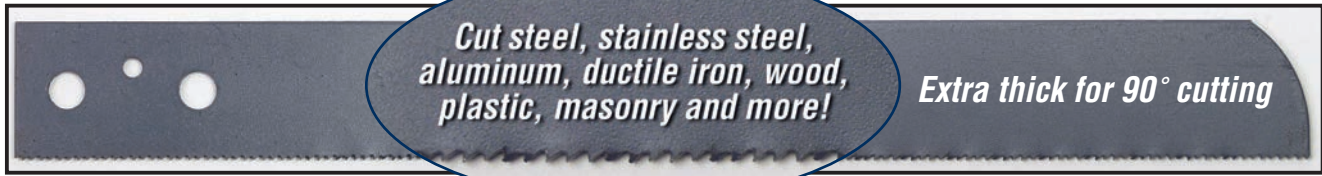
- Self-aligning feet adjust to the form of the workpiece (round, square and angled)
- Accommodates 1/2" to 12³/₄" OD [up to 24" OD with extension chain Part No. CP1/10 (39³/₈" long)]



Hacksaw Blades - 8" up to 37" long



Heavy-duty cutting of pipe and structural steel



HSS or HSS-SL Saw Blade Shown

**Use HSS-SL Blades for best cutting performance on stainless steel and hard metal.*

Use ProLube™ Specialty Lubricants with Hacksaw Blades to help tools work cooler, longer and more efficiently. ProLube Lubricants are non-toxic and ideal for stainless steel and hard metal cutting applications. See page 17.

Order No.	Dimensions			Steel and Nonferrous Metal	Plastic and Wood	Ductile/Cast Iron and Masonry	Max. Dia. of Cut
	Length	Teeth/Inch	Thickness				
Z22-9 HSS	8"	8	1/16"	Steel/Aluminum	Plastics	—	3 1/8"
Z22-10 HSS	8"	16	1/16"	Steel	—	—	3 1/8"
Z22-10 HSS-SL*	8"	16	1/16"	Stainless Steel	—	—	3 1/8"
Z22-11 HSS	8"	24	1/16"	Sheet Metal	—	—	3 1/8"
Z22-6 HSS	12"	16	1/16"	Steel	—	—	6 5/8"
Z22-6 HSS-SL*	12"	16	1/16"	Stainless Steel	—	—	6 5/8"
Z22-6 Carbide	12"	Coated	3/16"	—	—	Masonry	6 5/8"
Z22-31 HSS	12"	12	1/16"	Steel	—	—	6 5/8"
Z22-71 HSS	12"	4	1/16"	—	Plastics/Wood	—	6 5/8"
Z22-7 HSS	16"	16	1/16"	Steel	—	—	10 5/8"
Z22-7 HSS-SL*	16"	16	1/16"	Stainless Steel	—	—	10 5/8"
Z22-7 Carbide	16"	16	1/16"	—	—	Masonry	10 5/8"
Z22-29 HSS	16"	8	1/16"	Steel/Aluminum	Plastics	—	10 5/8"
Z22-32 HSS	16"	4	1/16"	—	Plastics/Wood	—	10 5/8"
Z22-33 HSS	16"	6	1/16"	Cast Iron	Plastics	Cast Iron	10 5/8"
Z22-72 HSS	20"	14	5/64"	Steel	—	—	14 5/8"
Z22-72 Carbide	20"	Coated	3/16"	—	—	Masonry	14 5/8"
Z22-30 HSS	21"	12	1/16"	Steel	—	—	15 5/8"
Z22-30 HSS-SL*	21"	12	1/16"	Stainless Steel	—	—	15 5/8"
Z22-40 HSS	21"	4	1/16"	—	Plastics/Wood	—	15 5/8"
Z22-73 HSS	24"	14	5/64"	Steel	—	—	18 1/2"
Z22-73 HSS-SL*	24"	14	5/64"	Stainless Steel	—	—	18 1/2"
Z22-73 Carbide	24"	Coated	3/16"	—	—	Masonry	18 1/2"
Z22-74 HSS	24"	8	5/64"	Steel/Aluminum	Plastic	—	18 1/2"
Z22-75 HSS	30"	12	5/64"	Steel	—	—	24 7/8"
Z22-75 HSS-SL*	30"	12	5/64"	Stainless Steel	—	—	24 7/8"
Z22-76 HSS	30"	6	5/64"	Cast Iron	—	—	24 7/8"
Z22-37 HSS	37"	12	5/64"	Steel	—	—	31 7/8"