




Cutter capacity
2 1/16" dia.

MAB 485 & MAB 485 SB



Versatile for workshop and assembly applications

Powerful • Reliable

- 10.5 Amp double-insulated motor
- 17-1/4" high, 29 lbs.
- High-speed, variable-speed oilbath gearbox, ideal for annular cutters and twist drills
- Designed for continuous use
- Intelligent electronic torque control

Drill up to 2-1/16" dia. Tap up to 15/16" dia.

- Uses annular cutters up to 2-1/6" dia.
- Twist drilling capacity up to 7/8" dia.
- Tapping capacity 3/16" to 15/16" dia.
- Integrated cutting oil reservoir
- Automatic internal lubrication
- Swivel base (model MAB 485 SB)

Keyless Cutter Mount

- Quick-change keyless cutter system for 3/4" Weldon shank, standard
- Also includes manual arbor for 3/4" Weldon shank (MT2) with set screws



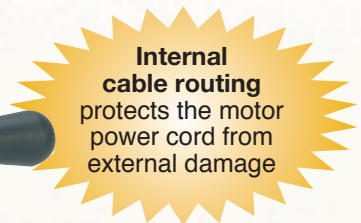
Optional Geared Chuck

With an optional 1/2" geared chuck (Part No. IBC 18), this model easily converts to a standard drill press with a 5" stroke for conventional twist drills. A 3/4" geared chuck is also available (Part No. IBC 22).



Integrated Safety







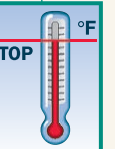


- Green/Red LED magnetic force indicator for safe operation
- Internal cable routing
- Simple, ergonomic arrangement of controls for one-handed operation
- Emergency-off function



Equipped with Electronic Safety Shutoff Sensor (see p. 3)

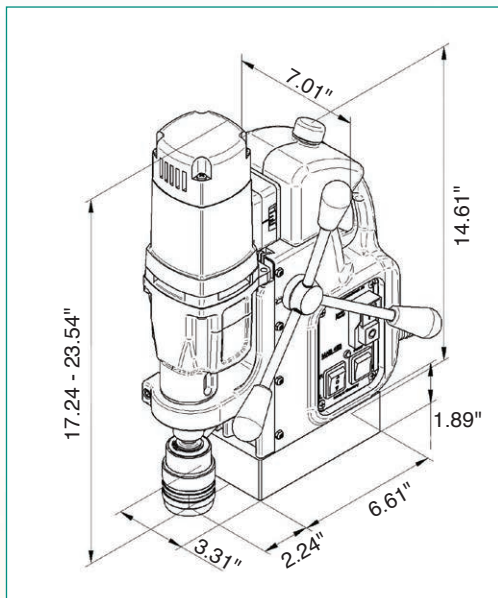


Model MAB 485 SB features a swivel base providing 20° movement left and right and 5/8" forward and backward.


Cutter Capacity	Twist Drill / Countersink	Ream / Tap	Stroke (length)	2-gear Variable Speed (RPM)	Electronics	Overheat Protection	Magnet Force Indicator	Reversible (CW/CCW)
								
ø 2 1/16	ø 7/8" / ø 1 5/8"	ø 7/8" / ø 1 5/16"	6 1/3"	50-250 100-450	Variable-speed Control	CoolMag™	SafeMag™	

► Annular Cutters: pages 36-46 ► Accessories: pages 47-53

MAB 485 & MAB 485 SB Specifications



Model MAB 485
& MAB 485 SB



Model MAB 485 Specifications

Motor Power	10.5 Amp / 110 Volt
Weight	29 lbs.
Hole Capacity	2 ¹ / ₁₆ " dia.
Twist Drill Capacity	7/8" dia.
Tapping Capacity	15/16" dia.
Speeds	50-250 and 100-450 RPM
Magnet Base Size	6 ⁵ / ₈ " L x 3 ¹ / ₃ " W
Dimensions	17 ¹ / ₄ " H x 11 ⁵ / ₈ " L x 7" W
Magnetic Force (1" plate)	3750 lbs.
Arbor Bore	3/4" Weldon Shank
Spindle	MT2
Automatic Lubrication	Included
Swivel Base	Order MAB 485 SB

Standard Equipment

- 1 Magnetic drilling machine
- 1 Quick-change arbor system
KEYLESS Weldon 3/4"
- 1 Manual arbor with set screws,
Weldon 3/4", MT2
- 2 Pilot pins - 1" and 2" depth
- 1 Safety chain
- 1 Drift key MT2
- Tap collet adapters - 3/8", 1/2" and 3/4"
- 1 Warranty certificate

Standard Equipment
also includes
molded plastic
carrying case,
operating manual,
auto lubrication,
safety strap,
carabin hook and
allen keys.



Shown with optional Pipe Saddle Clamp System for safe, secure drilling of pipes and tubular material. See page 53 for details.

PORTABLE MAGNETIC DRILLS