


User Manual

MobilCLAMP – ZMC 180

Base frame for MobileCLAMP – ZMC 300



MobilCLAMP ZMC 180



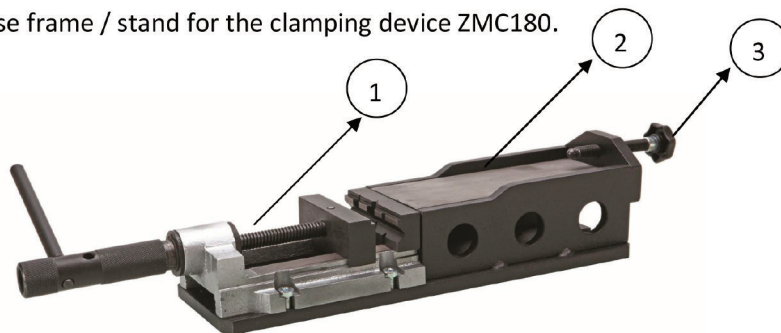
MobilCLAMP with Stand ZMC 300


Order Number: ZMC 180

Application: Clamping device for drilling on small components up to 80 mm clamping width, with a magnetic drilling machine.

Order Number: ZMC 300

Application: Base frame / stand for the clamping device ZMC180.



1.	Attach the clamping device ZMC 180 on the base frame/stand ZMC 300. If not using with a stand, then place the clamping device on a table or a surface.	
2.	Place the work piece or component on the vise (1) of the clamping device and tighten the vise.	
3.	Place the magnetic drilling machine on the base (2) of clamping device properly, adjust the back screw (3) of clamping device to 'fine adjust' the magnetic drilling machine with respect to the work piece, then switch on the magnet of the magnetic drilling machine.	
4.	Check if the work piece and the magnetic drilling machine are secured properly.	
5.	Slowly start to drill as per the user manual of your magnetic drilling machine.	